


**SUITE DATA:**

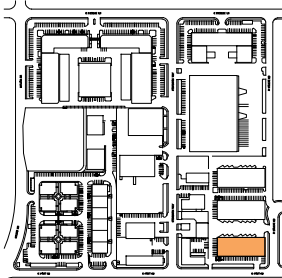
OFFICE AREA 613 SF  
WAREHOUSE AREA 2,392 SF  
**TOTAL SUITE AREA 3,005 SF**

CLEAR HEIGHT 18'-0"

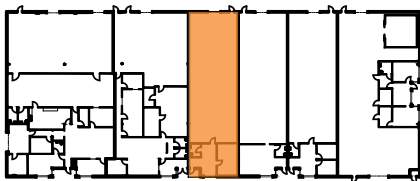
▲ DOCK HIGH DOORS 1



**SITE KEY PLAN:**



**BUILDING KEY PLAN:**



**Mojave Airport Center**

6285 S. Mojave Road  
Las Vegas, NV 89120

Bldg. 6285

**STE D**

01/07/22