

SUITE DATA:

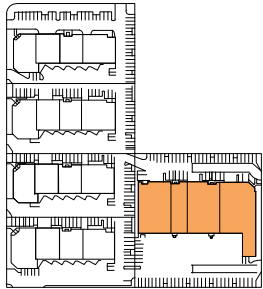
OFFICE AREA 838 SF
WAREHOUSE AREA 4,068 SF
TOTAL SUITE AREA 4,906 SF

CLEAR HEIGHT 18'-0"

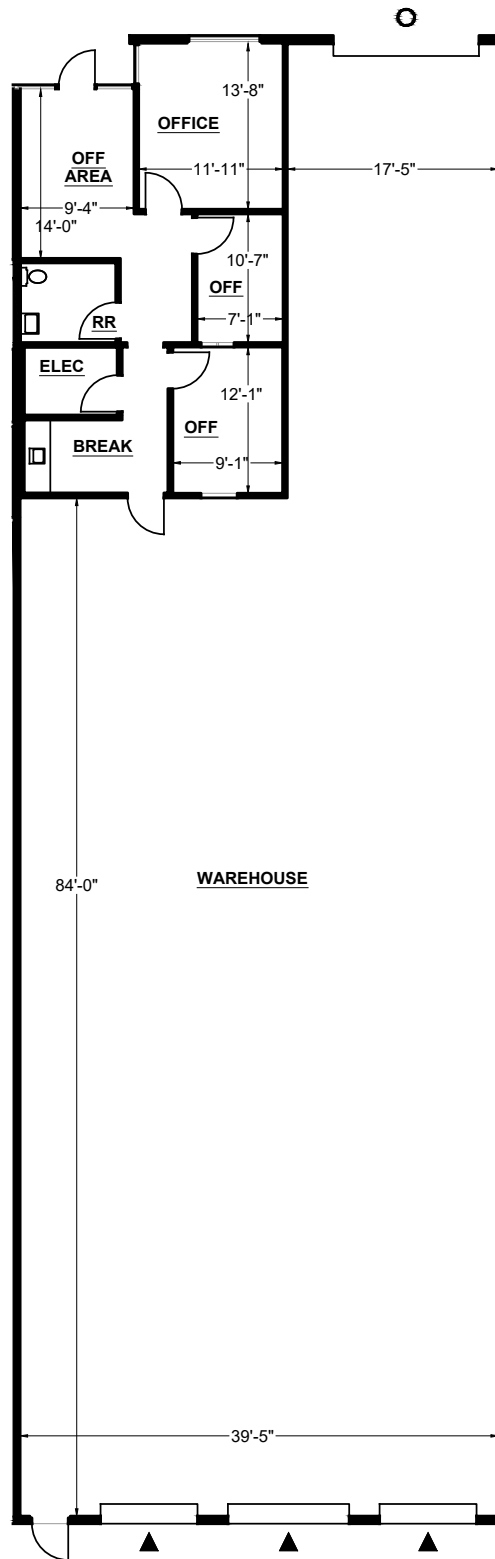
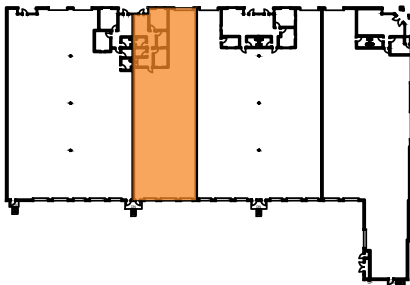
○ GRADE LEVEL DOORS 1

▲ DOCK HIGH DOORS 3

SITE KEY PLAN:



BUILDING KEY PLAN:



Faraday Industrial Park

2350 Marconi Place
San Diego, CA 92154

Bldg. 2350
STE 2350-4

12/02/21