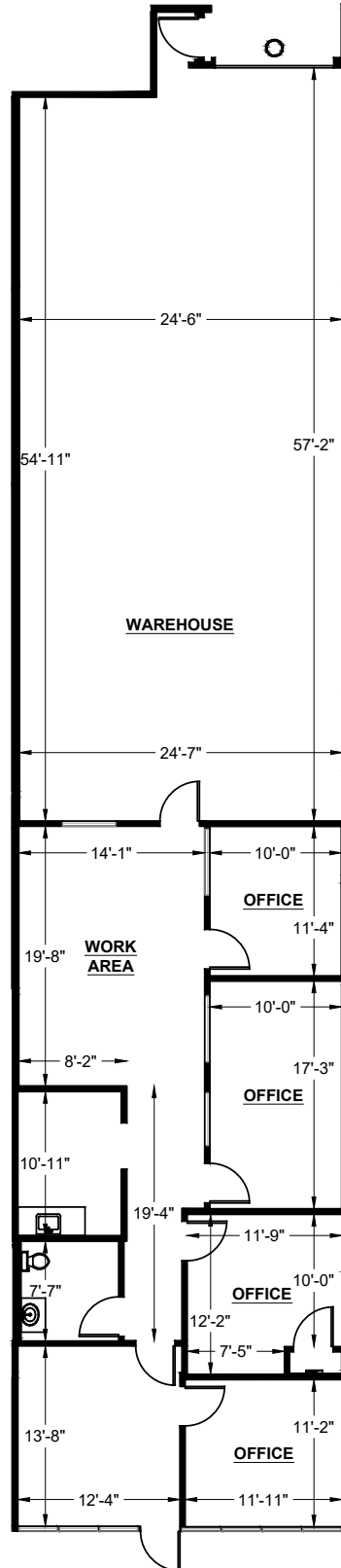


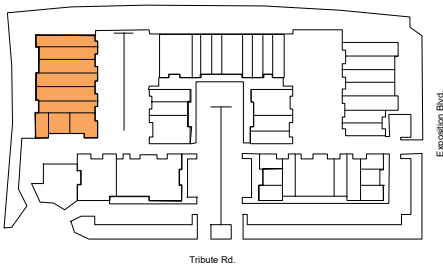
**SUITE DATA:**

OFFICE AREA	1,448 SF
WAREHOUSE AREA	1,552 SF
<b>TOTAL SUITE AREA</b>	<b>3,000 SF</b>

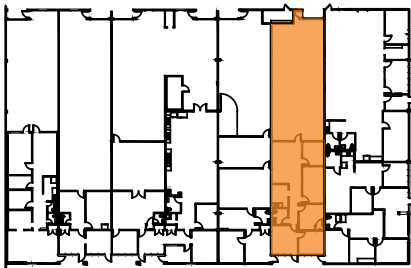
CLEAR HEIGHT	18'-0"
○ GRADE LEVEL DOORS	1



**SITE KEY PLAN:**



**BUILDING KEY PLAN:**



**Expo Centre**  
 1767 Tribute Road  
 Sacramento, CA 95815

**Bldg. 1767**  
**STE F**  
 02/08/23