

VALLEY VIEW BUSINESS CENTER

6280 SOUTH VALLEY VIEW BLVD • LAS VEGAS, NV 89118



- 4 Industrial Properties (16 Buildings)
- 481,135 SF
- 3.5:1000 parking
- 18' clear height
- 12x12 at grade overhead doors
- Fully fired sprinklered
- Covered Parking
- Located in the desirable southwest sub-market with close proximity to the world famous Las Vegas Strip, Allegiant Stadium, I-15, I-215 and Harry Reid International Airport

Property Summary

AVAILABLE SF	974-11,655 SF
BUILDING SIZE	492,109 SF
MARKET	Las Vegas

For more information, please contact:

GABE TELLES

LEASING AGENT

COLLIERS

P. 702-836-3758

E. GABE.TELLES@COLLIERS.COM

COLBY MIKULICH

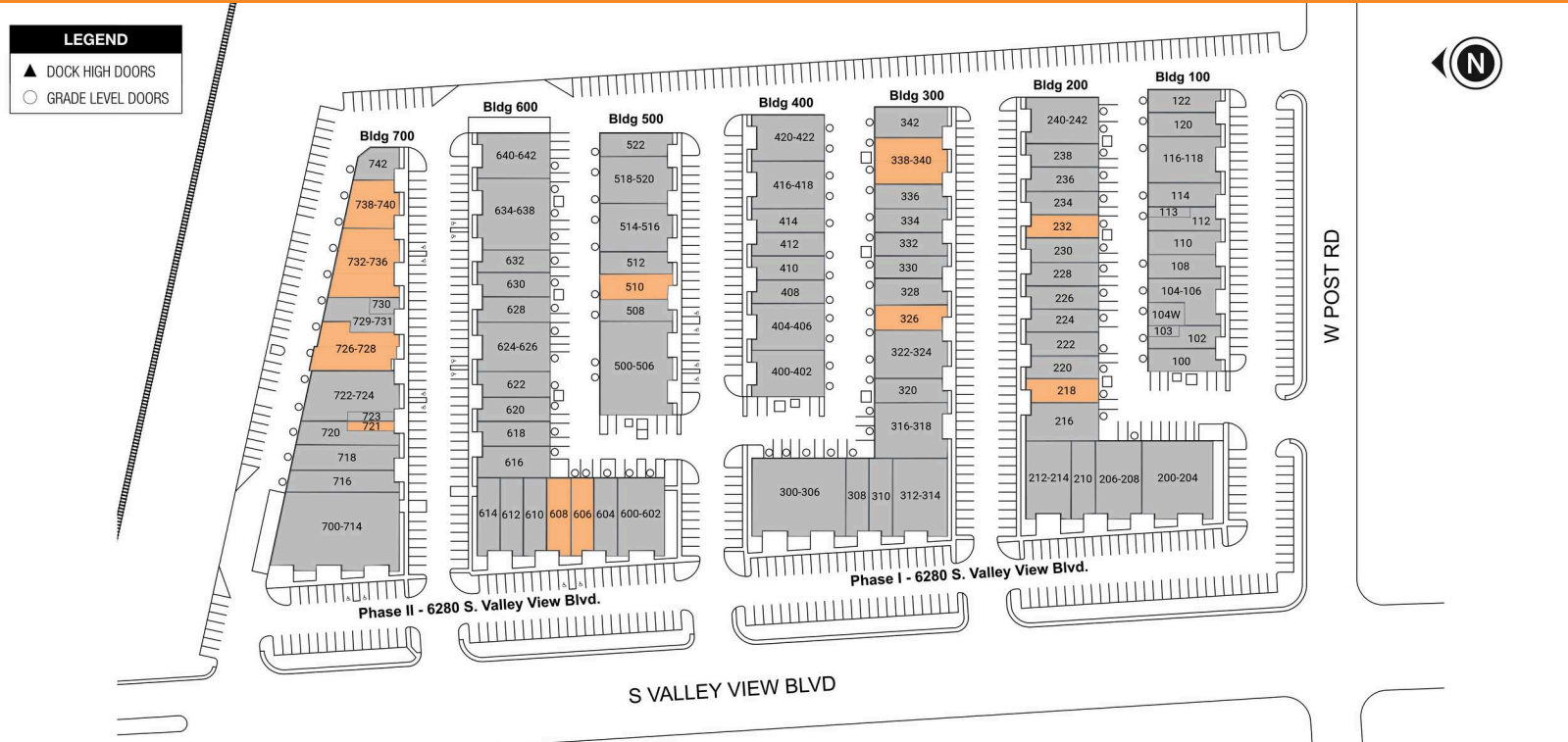
LEASING MANAGER

P. 510.370.2864

E. CMIKULICH@BKMMGMT.COM

VALLEY VIEW BUSINESS CENTER

6280 SOUTH VALLEY VIEW BLVD • LAS VEGAS, NV 89118



■ AVAILABLE ■ OCCUPIED

Current Availabilities

BUILDING	SUITE	TOTAL SIZE	OFFICE SIZE	OFFICE %	TYPE	CLEAR HT	GL	DL
1_200	218	1,800	0	0	N/A	1	0	
1_200	232	1,800	871	48	N/A	1	0	
1_300	326	1,945	1,483	76	N/A	1	0	
1_300	338-340	3,600	294	8	N/A	2	0	
2_500	510	1,696	400	24	N/A	1	0	
2_600	606	1,938	1,047	54	N/A	1	0	
2_600	608	2,764	1,264	46	N/A	1	0	
2_700	721	974	974	100	N/A	0	0	
2_700	726-728	4,792	1,573	33	N/A	3	0	
2_700	732-736	6,454	6,951	108	N/A	0	0	
2_700	738-740	2,544	545	21	N/A	2	0	

VALLEY VIEW BUSINESS CENTER

6280 SOUTH VALLEY VIEW BLVD • LAS VEGAS, NV 89118



LEGEND

- ▲ DOCK HIGH DOORS
- GRADE LEVEL DOORS



■ AVAILABLE ■ OCCUPIED

Current Availabilities

BUILDING	SUITE	TOTAL SIZE	OFFICE SIZE	OFFICE %	TYPE	CLEAR HT	GL	DL
3_100	108	1,384	849	61	N/A	1	0	
3_100	118	1,466	571	39	N/A	1	0	
3_100	120-122	3,746	0	0	N/A	1	0	
3_200	208-218	11,655	9,668	83	N/A	2	0	
3_200	226	1,800	686	38	N/A	1	0	
3_200	232	1,800	679	38	N/A	1	0	
3_300	302	1,920	2,774	144	N/A	2	0	
3_300	304	1,920	1,540	80	N/A	0	0	
3_300	326	1,700	550	32	N/A	0	0	

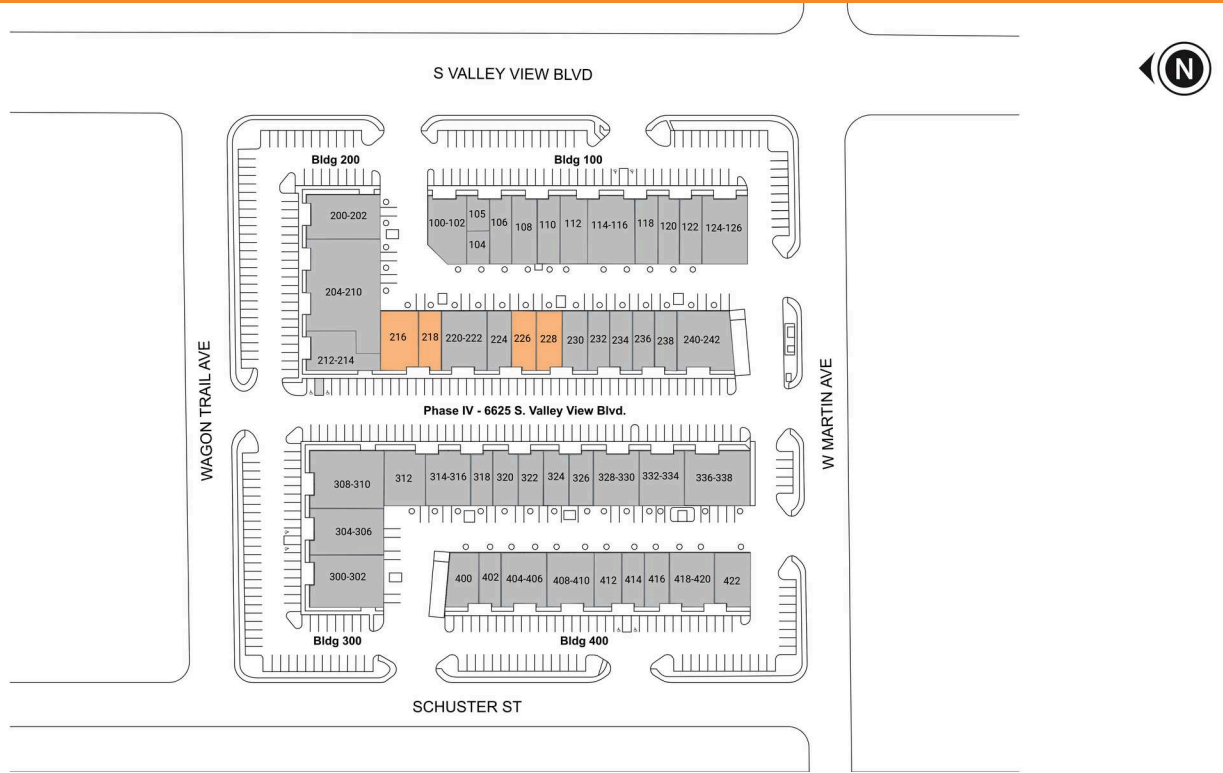
VALLEY VIEW BUSINESS CENTER

6280 SOUTH VALLEY VIEW BLVD • LAS VEGAS, NV 89118



LEGEND

- ▲ DOCK HIGH DOORS
- GRADE LEVEL DOORS



■ AVAILABLE ■ OCCUPIED

Current Availabilities

BUILDING	SUITE	TOTAL SIZE	OFFICE SIZE	OFFICE %	TYPE	CLEAR HT	GL	DL
4_200	216	2,620	1,609	61	N/A	1	0	
4_200	218	1,577	322	20	N/A	1	0	
4_200	226	1,685	1,467	87	N/A	2	0	
4_200	228	1,730	484	28	N/A	0	0	

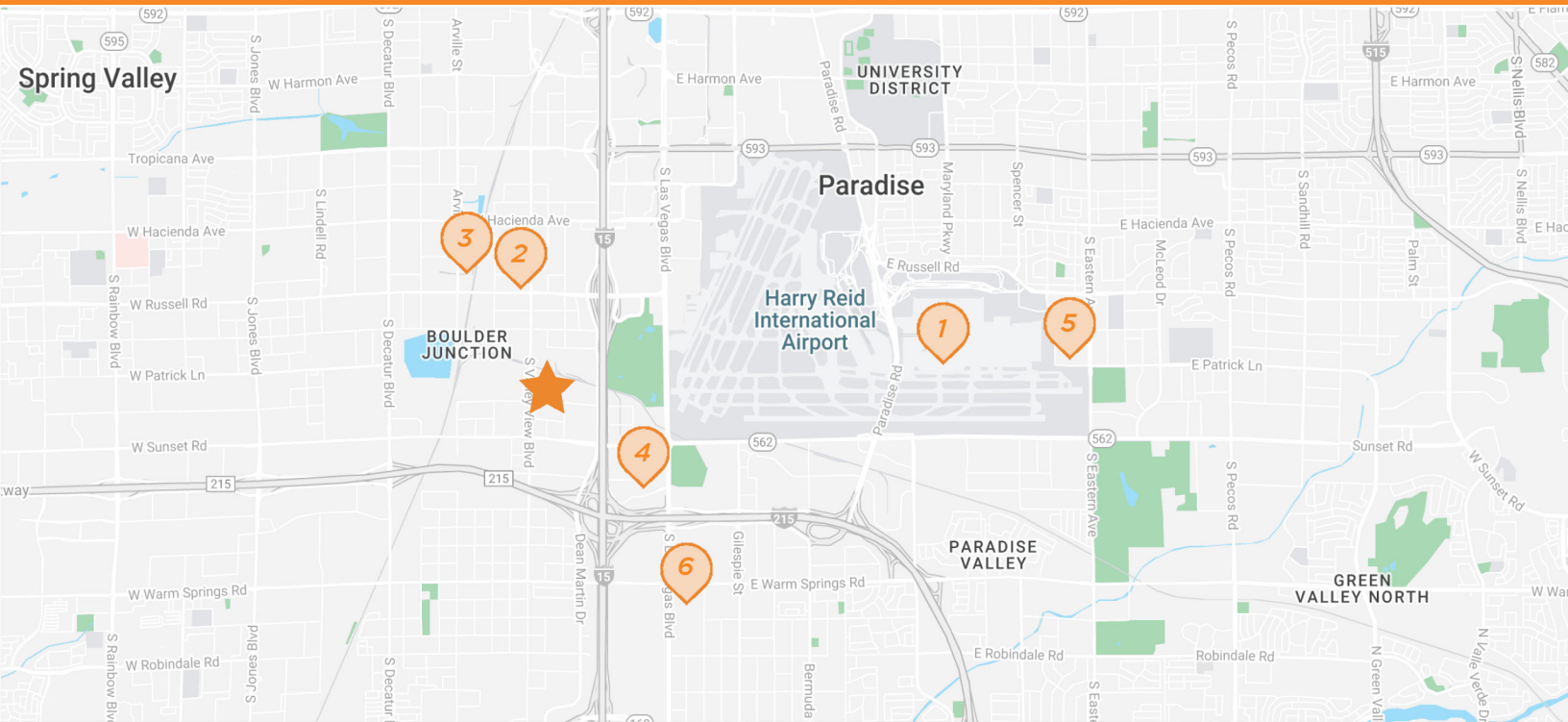
VALLEY VIEW BUSINESS CENTER

6280 SOUTH VALLEY VIEW BLVD • LAS VEGAS, NV 89118



VALLEY VIEW BUSINESS CENTER

6280 SOUTH VALLEY VIEW BLVD • LAS VEGAS, NV 89118



VALLEY VIEW BUSINESS CENTER PHASE I-IV

6280, 6380 & 6625 S VALLEY VIEW BLVD | LAS VEGAS, NV 89118



HARRY REID INTERNATIONAL AIRPORT

5757 Wayne Newton Blvd
Las Vegas, NV 89119



JESSIE RAE'S BBQ

5611 S Valley View Blvd
Las Vegas, NV 89118



MCFADDEN-DALE INDUSTRIAL HARDWARE

5880 S Decatur Blvd #114
Las Vegas, NV 89118



WHOLE FOODS MARKET

6689 S Las Vegas Blvd
Las Vegas, NV 89119



WALMART SUPERCENTER

6005 S Eastern Ave
Las Vegas, NV 89119



LAS VEGAS SOUTH PREMIUM OUTLETS

7400 Las Vegas Blvd S
Las Vegas, NV 89123