

# WEST VALLEY BUSINESS PARK

19226 66TH AVENUE • KENT, WA 98032



- Professional image environment
- Extensive improvements underway
- Excellent visibility off of Hwy-181
- Quick access to major area highways
- Flexible floor plan options available
- Ability to expand during initial lease term
- Park now offering outside broker commissions

## Property Summary

|               |              |
|---------------|--------------|
| AVAILABLE SF  | 457-2,800 SF |
| BUILDING SIZE | 205,734 SF   |
| MARKET        | Seattle      |

For more information, please contact:

### SEAN DURKIN

LEASING AGENT  
LEE & ASSOCIATES  
P. 425.830.2647  
E. SDURKIN@LEE-ASSOCIATES.COM

### NICCOLINA MERLINO

ASSOCIATE LEASING MANAGER  
BKM MANAGEMENT COMPANY  
P. 206.487.7044  
E. NMERLINO@BKMMGMT.COM

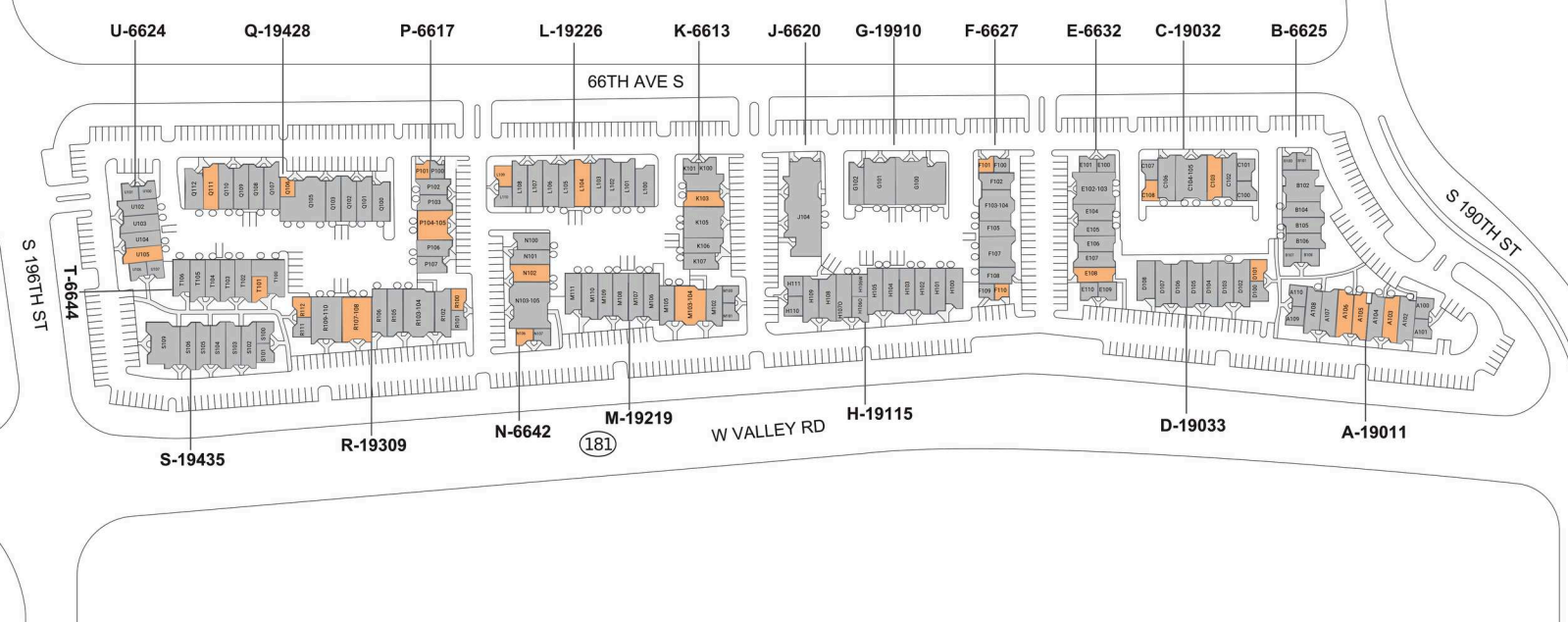
# WEST VALLEY BUSINESS PARK

19226 66TH AVENUE • KENT, WA 98032



**LEGEND**

- ▲ DOCK HIGH DOORS
- GRADE LEVEL DOORS



■ AVAILABLE ■ OCCUPIED

## Current Availabilities

| BUILDING | SUITE    | TOTAL SIZE | OFFICE SIZE | OFFICE % | TYPE | CLEAR HT | GL | DL |
|----------|----------|------------|-------------|----------|------|----------|----|----|
| A        | A105     | 1,400      | 593         | 42       | IND  | 1        | 0  |    |
| A        | A106     | 1,400      | 455         | 33       | IND  | 1        | 0  |    |
| C        | C103     | 1,400      | 487         | 35       | IND  | 12       | 1  | 0  |
| C        | C108     | 700        | 700         | 100      | OFF  | 7        | 0  | 0  |
| D        | D101     | 700        | 700         | 100      | OFF  | 7        | 0  | 0  |
| E        | E108     | 1,237      | 1,237       | 100      | OFF  | 8        | 0  | 0  |
| F        | F101     | 505        | 505         | 100      | OFF  | 0        | 0  | 0  |
| F        | F110     | 505        | 505         | 100      | OFF  | 0        | 0  | 0  |
| K        | K103     | 1,242      | 647         | 52       | IND  | 10       | 1  | 0  |
| L        | L104     | 1,350      | 598         | 44       | IND  | 10       | 1  | 0  |
| L        | L109     | 705        | 705         | 100      | OFF  | 0        | 0  | 0  |
| M        | M103-104 | 2,450      | 910         | 37       | IND  | 1        | 0  |    |
| N        | N102     | 1,275      | 878         | 69       | IND  | 12       | 1  | 0  |
| N        | N106     | 600        | 600         | 100      | OFF  | 0        | 0  | 0  |
| P        | P101     | 505        | 505         | 100      | OFF  | 0        | 0  | 0  |
| P        | P104-105 | 2,130      | 1,153       | 54       | IND  | 2        | 0  |    |
| Q        | Q106     | 457        | 457         | 100      | IND  | 0        | 0  | 0  |

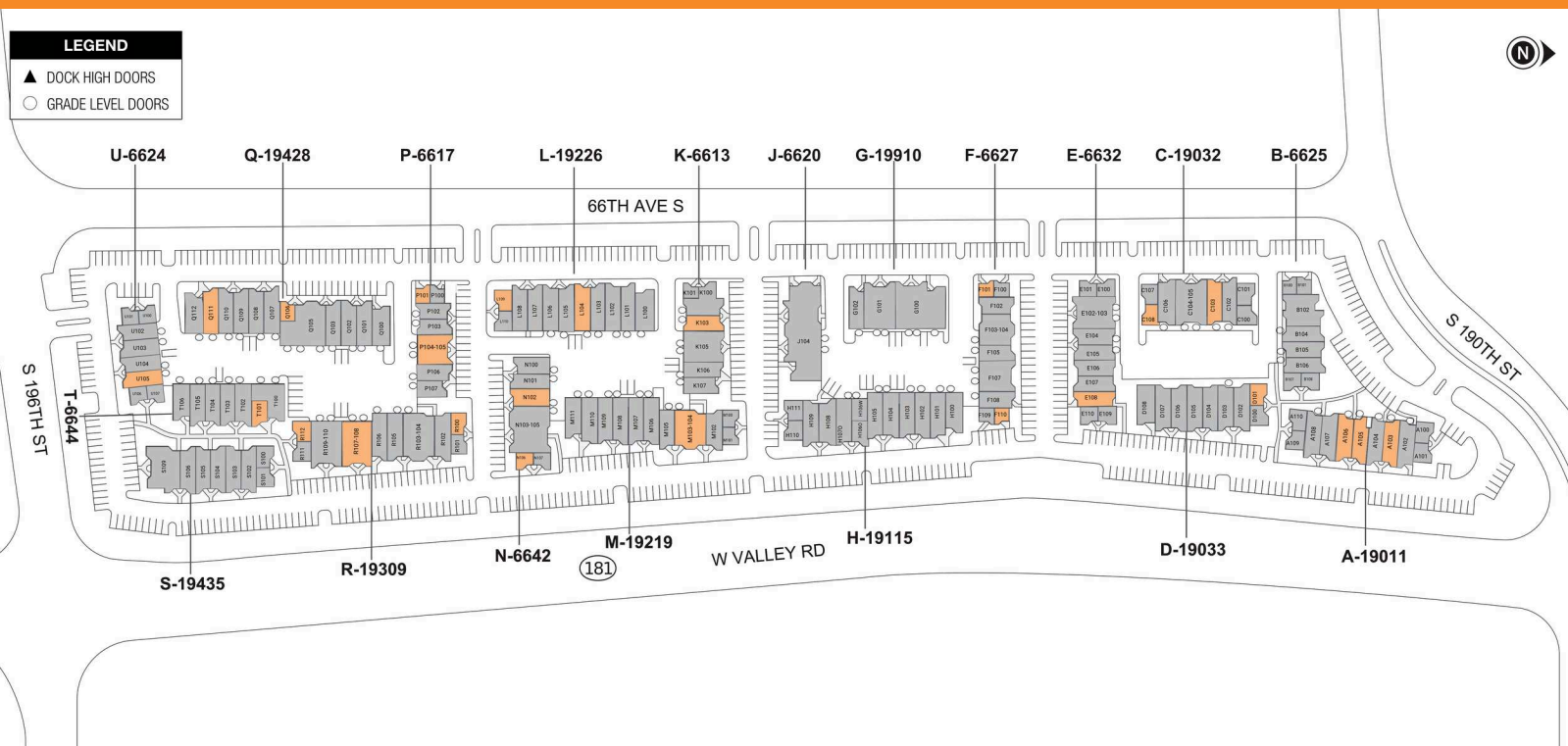
# WEST VALLEY BUSINESS PARK

19226 66TH AVENUE • KENT, WA 98032



**LEGEND**

- ▲ DOCK HIGH DOORS
- GRADE LEVEL DOORS



■ AVAILABLE    ■ OCCUPIED

## Current Availabilities

| BUILDING | SUITE    | TOTAL SIZE | OFFICE SIZE | OFFICE % | TYPE | CLEAR HT | GL | DL |
|----------|----------|------------|-------------|----------|------|----------|----|----|
| Q        | Q111     | 1,397      | 456         | 33       | IND  | 0        | 1  | 0  |
| R        | R100     | 700        | 700         | 100      | OFF  | 0        | 0  | 0  |
| R        | R107-108 | 2,800      | 1,063       | 38       | IND  | 2        | 0  |    |
| R        | R112     | 700        | 700         | 100      | OFF  | 0        | 0  | 0  |
| T        | T101     | 624        | 624         | 100      | OFF  | 0        | 0  |    |
| U        | U105     | 1,225      | 595         | 49       | IND  | 0        | 1  | 0  |

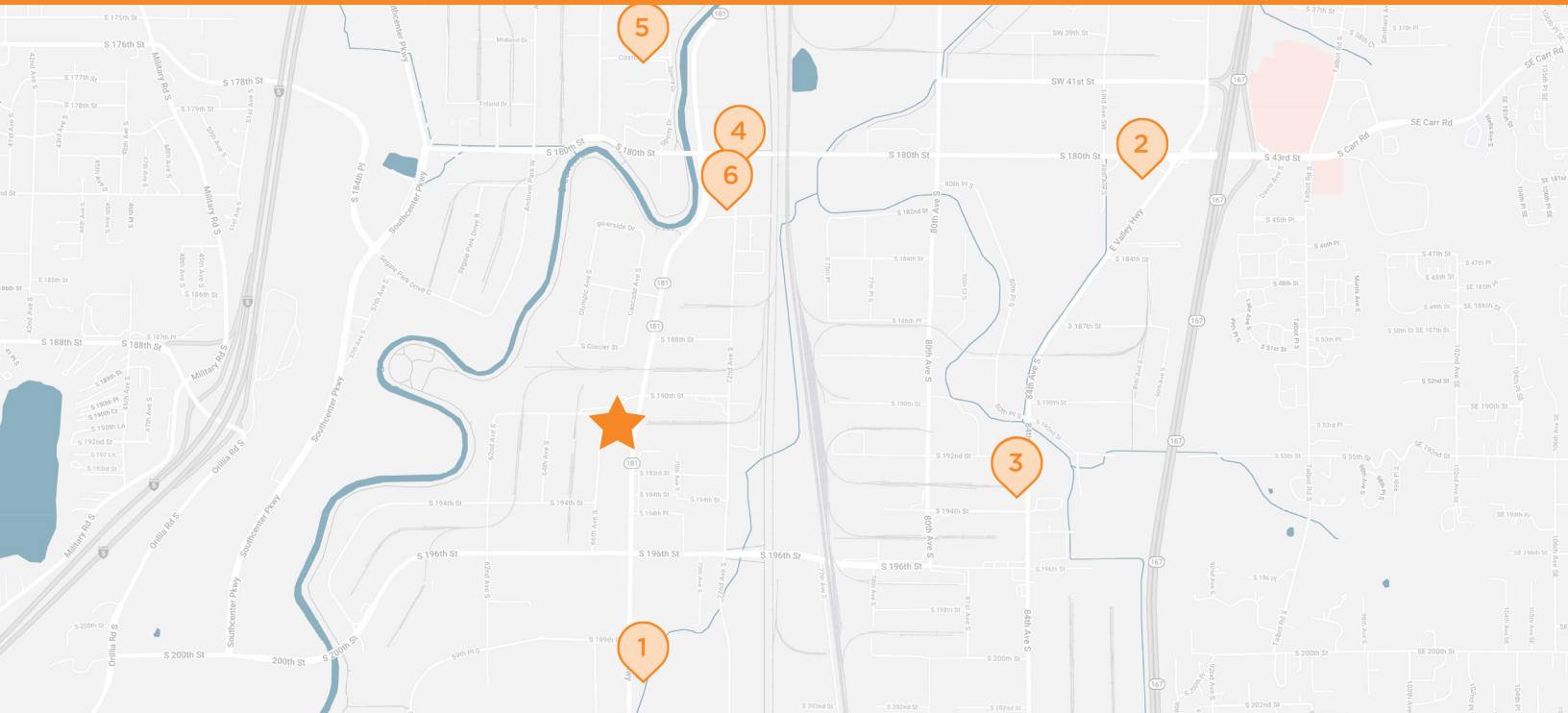
# WEST VALLEY BUSINESS PARK

19226 66TH AVENUE • KENT, WA 98032



# WEST VALLEY BUSINESS PARK

19226 66TH AVENUE • KENT, WA 98032



**WEST VALLEY BUSINESS PARK**  
19011, 19033, 19115, 19219, 19309 & 19435 W. Valley Rd., 19032, 19110, 19226 & 19428 66th Avenue S,  
6625 S 190th St., 6632 & 6627 S 191st Pl., 6620 & 6613 S 192nd Pl., 6613 & 3342 S 193rd Pl.,  
6644 & 6624 S 196th Pl., Kent, WA 98032

**1 UMPQUA BANK**  
20038 68th Avenue S #102  
Kent, WA

**2 STARBUCKS**  
8825 S 180th St.  
Kent, WA

**3 TEXACO GAS STATION**  
19243 4th Avenue S  
Kent, WA

**4 HOME DEPOT**  
6810 S 180th St.  
Kent, WA

**5 COSTCO WHOLESALE**  
400 Costco Drive, #150  
Kent, WA

**6 TOWNEPLACE SUITES**  
18123 72nd Avenue S  
Kent, WA