

WEST VALLEY BUSINESS PARK

19226 66TH AVENUE • KENT, WA 98032



- Professional image environment
- Extensive improvements underway
- Excellent visibility off of Hwy-181
- Quick access to major area highways
- Flexible floor plan options available
- Ability to expand during initial lease term
- Park now offering outside broker commissions

Property Summary

AVAILABLE SF	457-2,800 SF
BUILDING SIZE	205,734 SF
MARKET	Seattle

For more information, please contact:

SEAN DURKIN

LEASING AGENT
LEE & ASSOCIATES
P. 425.830.2647
E. SDURKIN@LEE-ASSOCIATES.COM

NICCOLINA MERLINO

ASSOCIATE LEASING MANAGER
BKM MANAGEMENT COMPANY
P. 206.487.7044
E. NMERLINO@BKMMGMT.COM

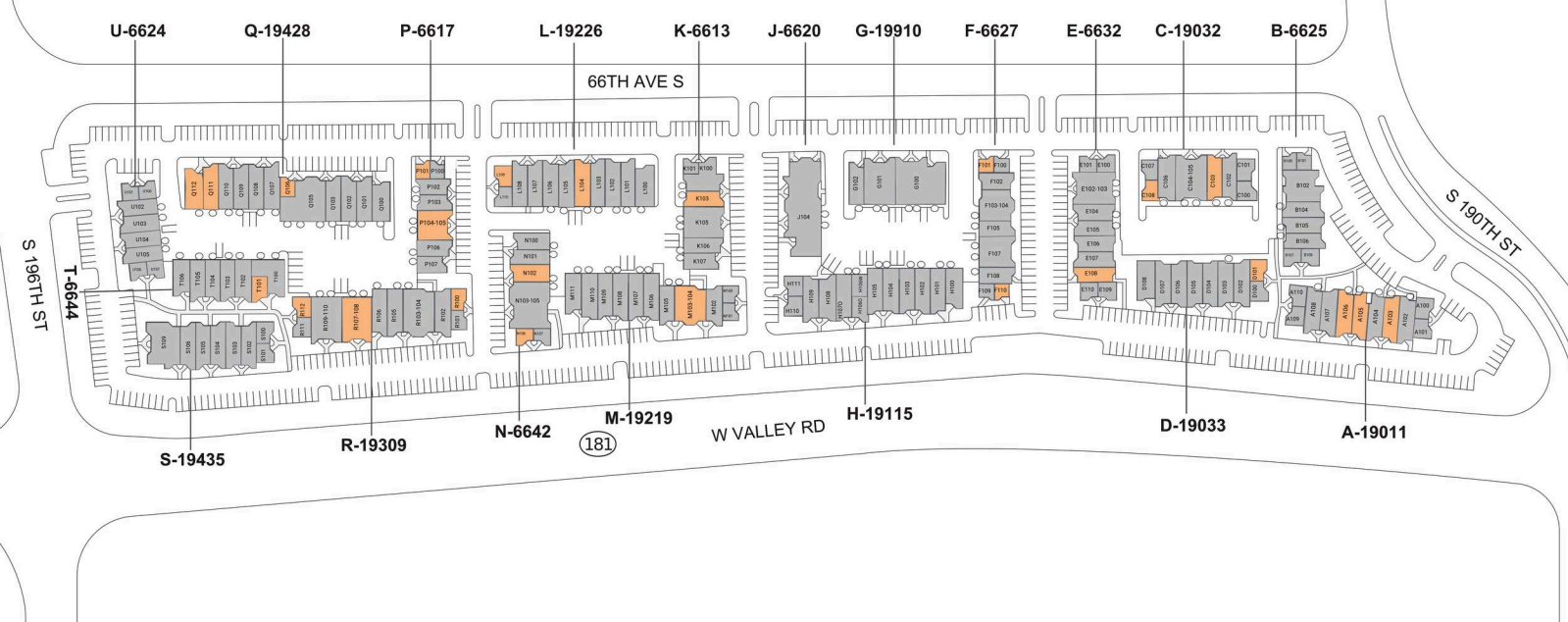
WEST VALLEY BUSINESS PARK

19226 66TH AVENUE • KENT, WA 98032



LEGEND

- ▲ DOCK HIGH DOORS
- GRADE LEVEL DOORS



■ AVAILABLE ■ OCCUPIED

Current Availabilities

BUILDING	SUITE	TOTAL SIZE	OFFICE SIZE	OFFICE %	TYPE	CLEAR HT	GL	DL
A	A105	1,400	593	42	IND	1	0	
A	A106	1,400	455	33	IND	1	0	
C	C103	1,400	487	35	IND	12	1	0
C	C108	700	700	100	OFF	7	0	0
D	D101	700	700	100	OFF	7	0	0
E	E108	1,237	1,237	100	OFF	8	0	0
F	F101	505	505	100	OFF	0	0	0
F	F110	505	505	100	OFF	0	0	0
K	K103	1,242	647	52	IND	10	1	0
L	L104	1,350	598	44	IND	10	1	0
L	L109	705	705	100	OFF	0	0	0
M	M103-104	2,450	910	37	IND	1	0	
N	N102	1,275	878	69	IND	12	1	0
N	N106	600	600	100	OFF	0	0	0
P	P101	505	505	100	OFF	0	0	0
P	P104-105	2,130	1,153	54	IND	2	0	
Q	Q106	457	457	100	IND	0	0	0

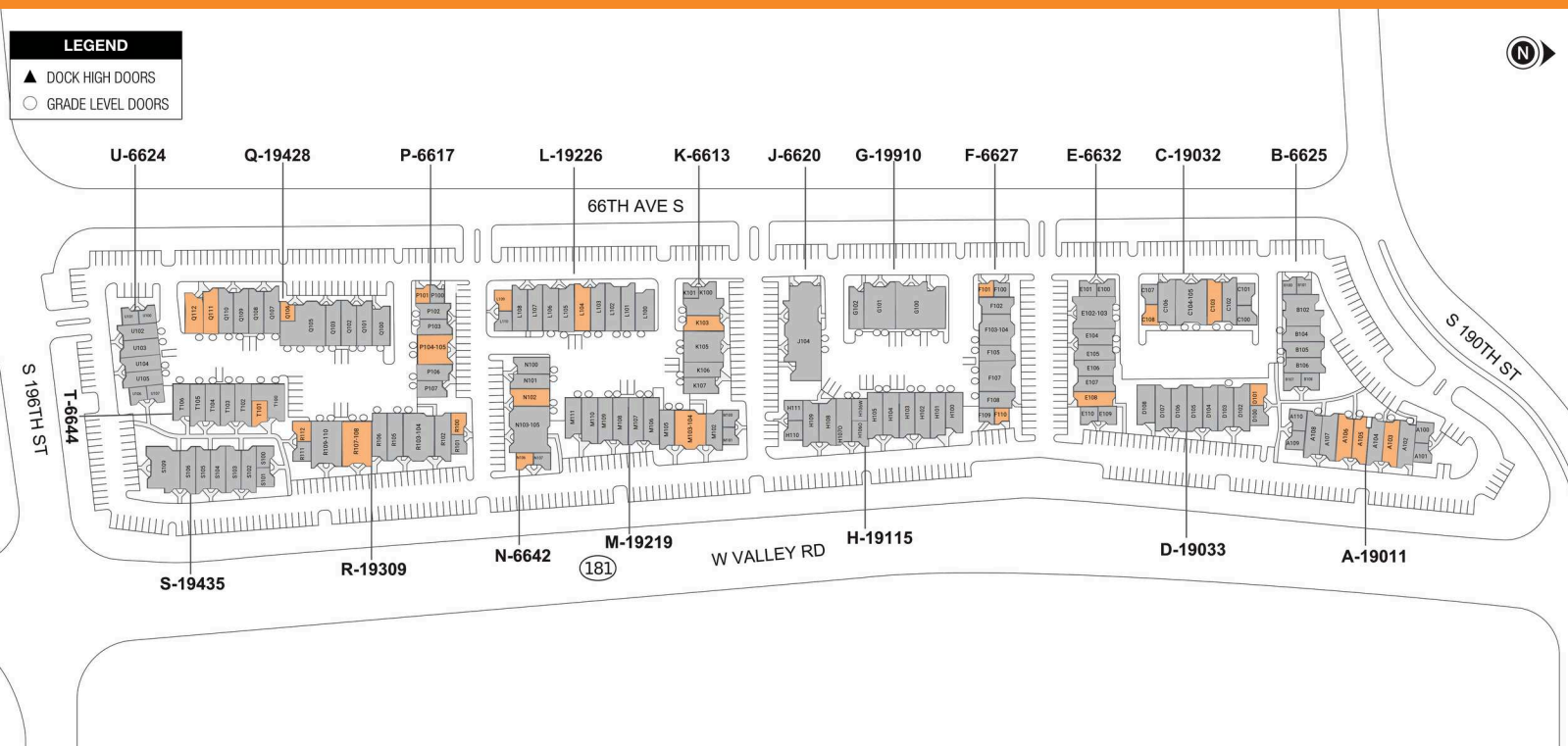
WEST VALLEY BUSINESS PARK

19226 66TH AVENUE • KENT, WA 98032



LEGEND

- ▲ DOCK HIGH DOORS
- GRADE LEVEL DOORS



■ AVAILABLE ■ OCCUPIED

Current Availabilities

BUILDING	SUITE	TOTAL SIZE	OFFICE SIZE	OFFICE %	TYPE	CLEAR HT	GL	DL
Q	Q111	1,397	456	33	IND	0	1	0
Q	Q112	1,407	539	38	IND	10	1	0
R	R100	700	700	100	OFF	0	0	0
R	R107-108	2,800	1,063	38	IND	2	0	
R	R112	700	700	100	OFF	0	0	0
T	T101	624	624	100	OFF	0	0	

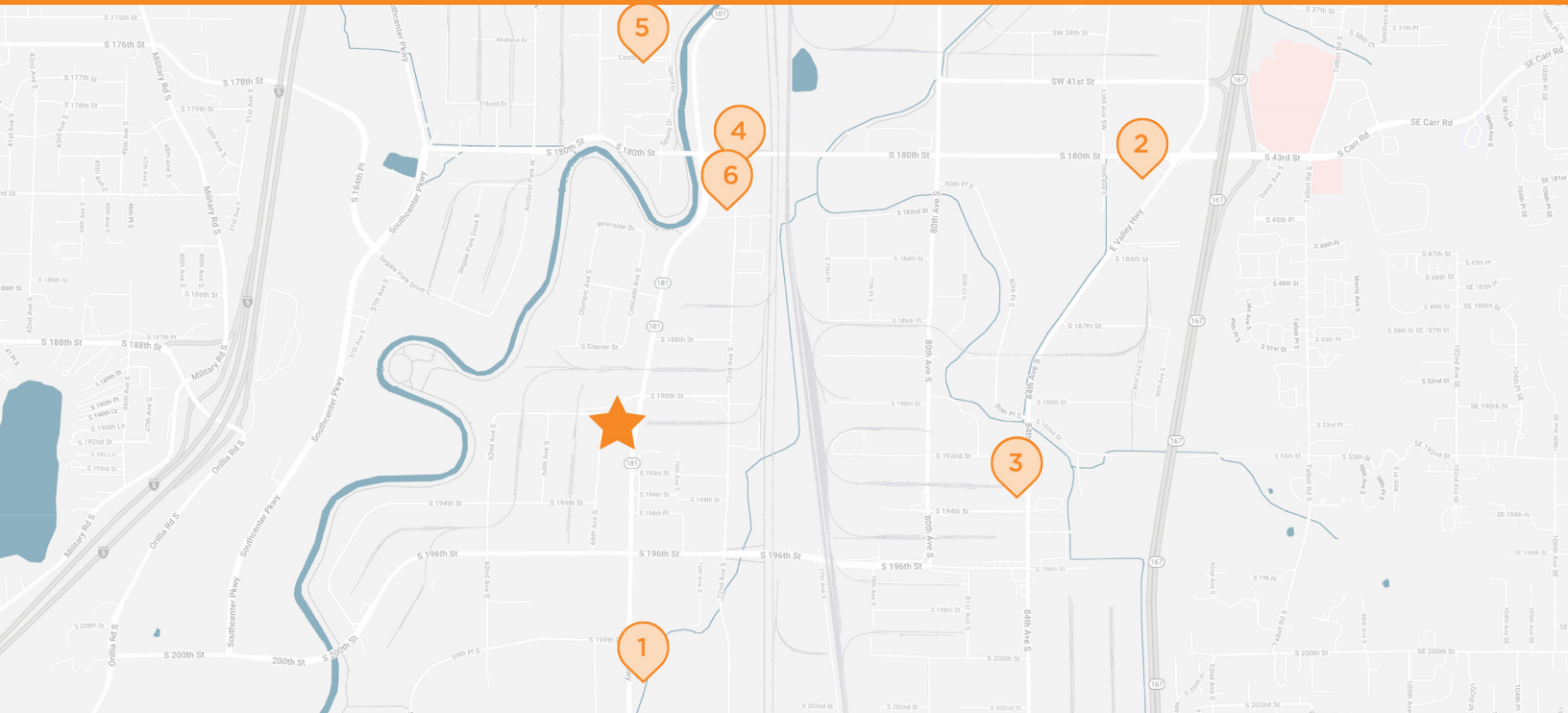
WEST VALLEY BUSINESS PARK

19226 66TH AVENUE • KENT, WA 98032



WEST VALLEY BUSINESS PARK

19226 66TH AVENUE • KENT, WA 98032



WEST VALLEY BUSINESS PARK
19011, 19033, 19115, 19219, 19309 & 19435 W. Valley Rd., 19032, 19110, 19226 & 19428 66th Avenue S,
6625 S 190th St., 6632 & 6627 S 191st Pl., 6620 & 6613 S 192nd Pl., 6613 & 3342 S 193rd Pl.,
6644 & 6624 S 196th Pl., Kent, WA 98032

1 UMPQUA BANK
20038 68th Avenue S #102
Kent, WA

2 STARBUCKS
8825 S 180th St.
Kent, WA

3 TEXACO GAS STATION
19243 4th Avenue S
Kent, WA

4 HOME DEPOT
6810 S 180th St.
Kent, WA

5 COSTCO WHOLESALE
400 Costco Drive, #150
Kent, WA

6 TOWNEPLACE SUITES
18123 72nd Avenue S
Kent, WA