


SUITE 1630

approximately
5,852 RENTABLE SQ. FT.

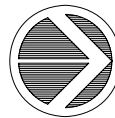
Warehouse Clearance = 15'-6"
Available Power: 200amps 120/208v

TWINS BUSINESS CENTER

1630 WEST 12TH PLACE
TEMPE, ARIZONA 85281

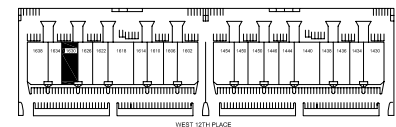


ALL DIMENSIONS ARE APPROXIMATE



NORTH

UPDATED
5-12-09



SITE PLAN