

# 217 DISTRIBUTION CENTER

10950-11065 SW 11TH ST • BEAVERTON, OR 97005



## Property Summary

AVAILABLE SF	SF
BUILDING SIZE	449,622 SF
MARKET	Portland

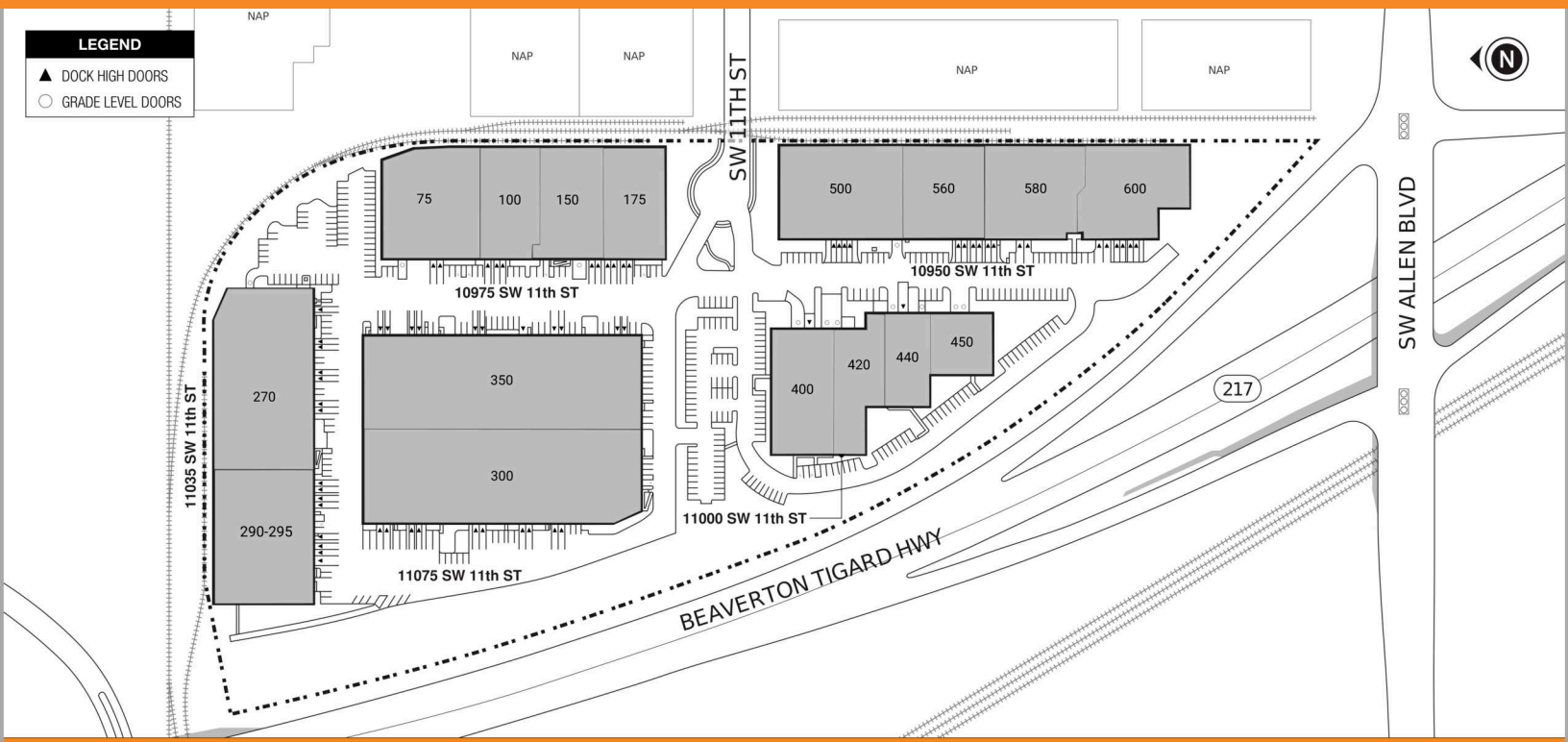
For more information, please contact:

**TAYLOR HAZARD, MBA**  
SENIOR LEASING MANAGER  
BKM MANAGEMENT  
P. 206.487.7027  
E. THAZARD@BKMMGMT.COM

- Quick access to the entire Portland Metro & the Pacific Northwest. Adjacent to Highway 217, 8 miles from downtown Portland, 5 miles from I-5 and 20 miles from Portland International Airport
- 68 dock-high & 12 grade level doors, 18'-24' clear heights
- Fully sprinklered, 3 phase power, IND zoning
- Access to the Southwest Submarket's rapidly increasing population
- Located in Beaverton's Enterprise Zone and E-commerce Zone

# 217 DISTRIBUTION CENTER

10950-11065 SW 11TH ST • BEAVERTON, OR 97005



■ AVAILABLE ■ OCCUPIED

## Current Availabilities

BUILDING	SUITE	TOTAL SIZE	OFFICE SIZE	OFFICE %	TYPE	CLEAR HT	GL	DL
----------	-------	------------	-------------	----------	------	----------	----	----

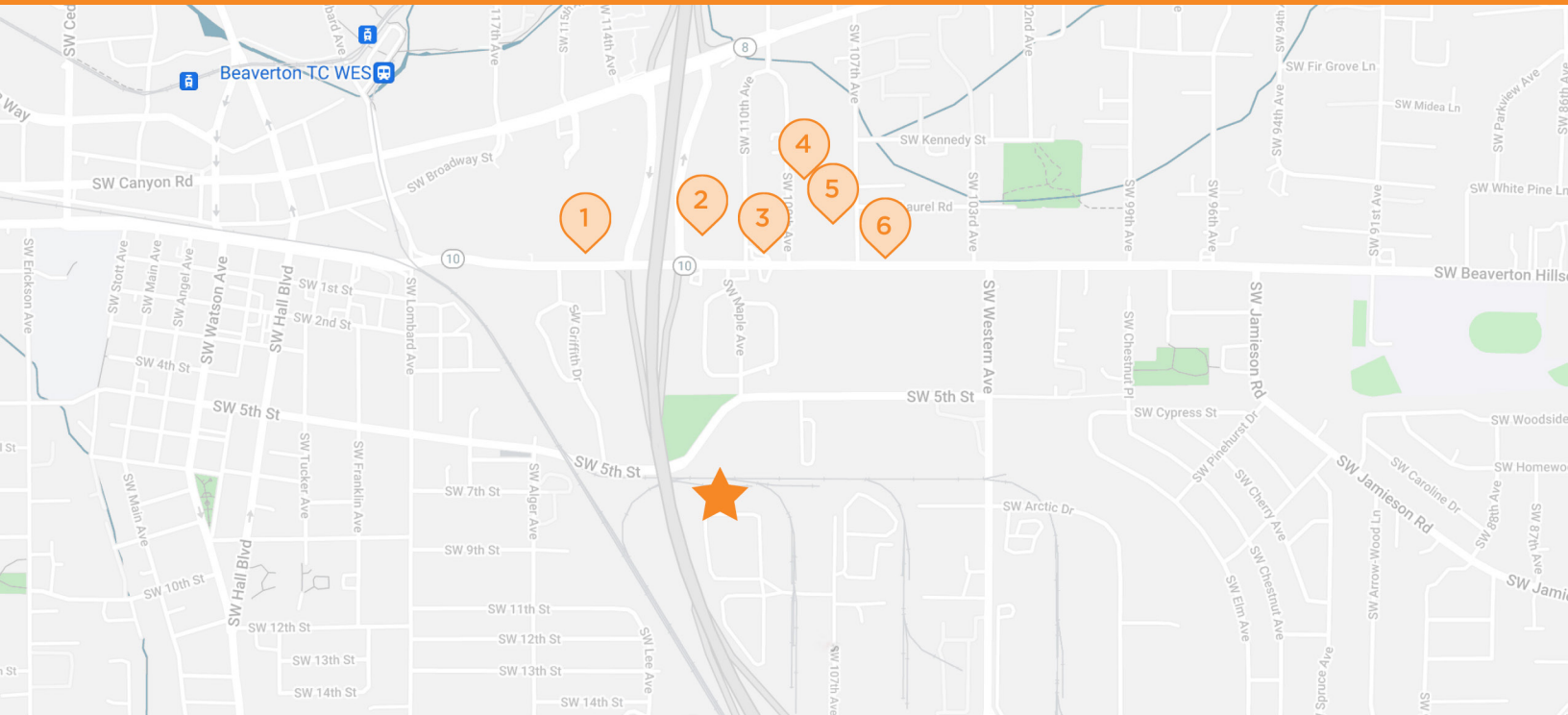
# 217 DISTRIBUTION CENTER

10950-11065 SW 11TH ST • BEAVERTON, OR 97005




# 217 DISTRIBUTION CENTER


10950-11065 SW 11TH ST • BEAVERTON, OR 97005





 **217 DISTRIBUTION CENTER**  
10950-11065 SW 11th St., Beaverton, OR 97005

 **1 WELLS FARGO**  
11601 SW Beaverton  
Hillsdale Hwy  
Beaverton, OR

 **2 HOME DEPOT**  
4401 SW 110th Ave  
Beaverton, OR

 **3 ARCO**  
10975 SW Beaverton  
Hillsdale Hwy  
Beaverton, OR

 **4 TARGET**  
10775 SW Beaverton  
Hillsdale Hwy  
Beaverton, OR

 **5 STARBUCKS**  
10775 SW Beaverton  
Hillsdale Hwy  
Beaverton, OR

 **6 CHICK-FIL-A**  
10657 SW Beaverton  
Hillsdale Hwy  
Beaverton, OR