

JUNCTION BUSINESS PARK

1911 HARTOG DRIVE • SAN JOSE, CA 95112



- Junction Business Park consists of two buildings, spanning a total of 119,101 square feet.
- Features exceptional industrial attributes such as generous loading space, a clear height of 16 feet, and ample parking for vehicles, this project truly stands out.
- Situated strategically in San Jose, California, a key logistics hub in Silicon Valley, this prime location is at the heart of one of the nation's strongest industrial markets.

Property Summary

AVAILABLE SF	6,183-6,183 SF
BUILDING SIZE	119,128 SF
MARKET	Oakland / East Bay

For more information, please contact:

COLBY MIKULICH
LEASING MANAGER
P. 510.370.2864
E. CMIKULICH@BKMMGMT.COM

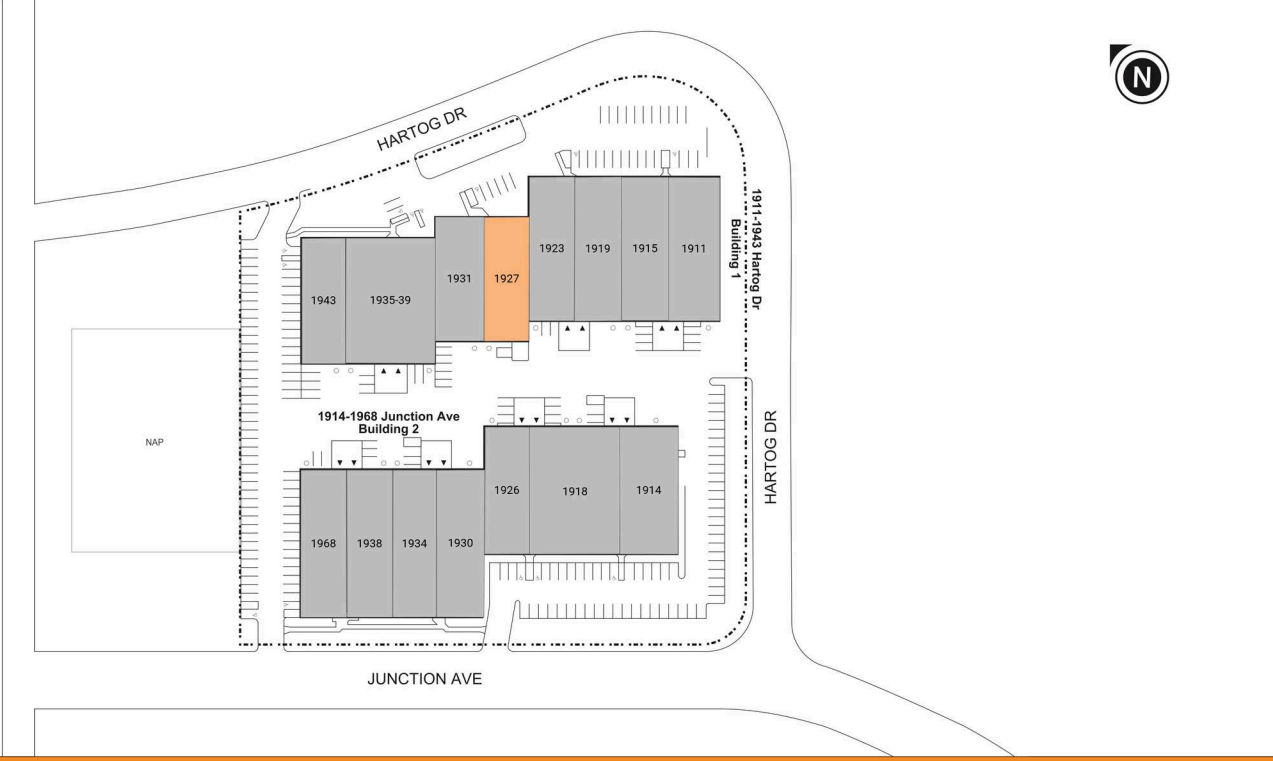
JUNCTION BUSINESS PARK

1911 HARTOG DRIVE • SAN JOSE, CA 95112



LEGEND

- ▲ DOCK HIGH DOORS
- GRADE LEVEL DOORS



■ AVAILABLE ■ OCCUPIED

Current Availabilities

BUILDING	SUITE	TOTAL SIZE	OFFICE SIZE	OFFICE %	TYPE	CLEAR HT	GL	DL
1	1927	6,183	3,184	52	N/A	1	0	

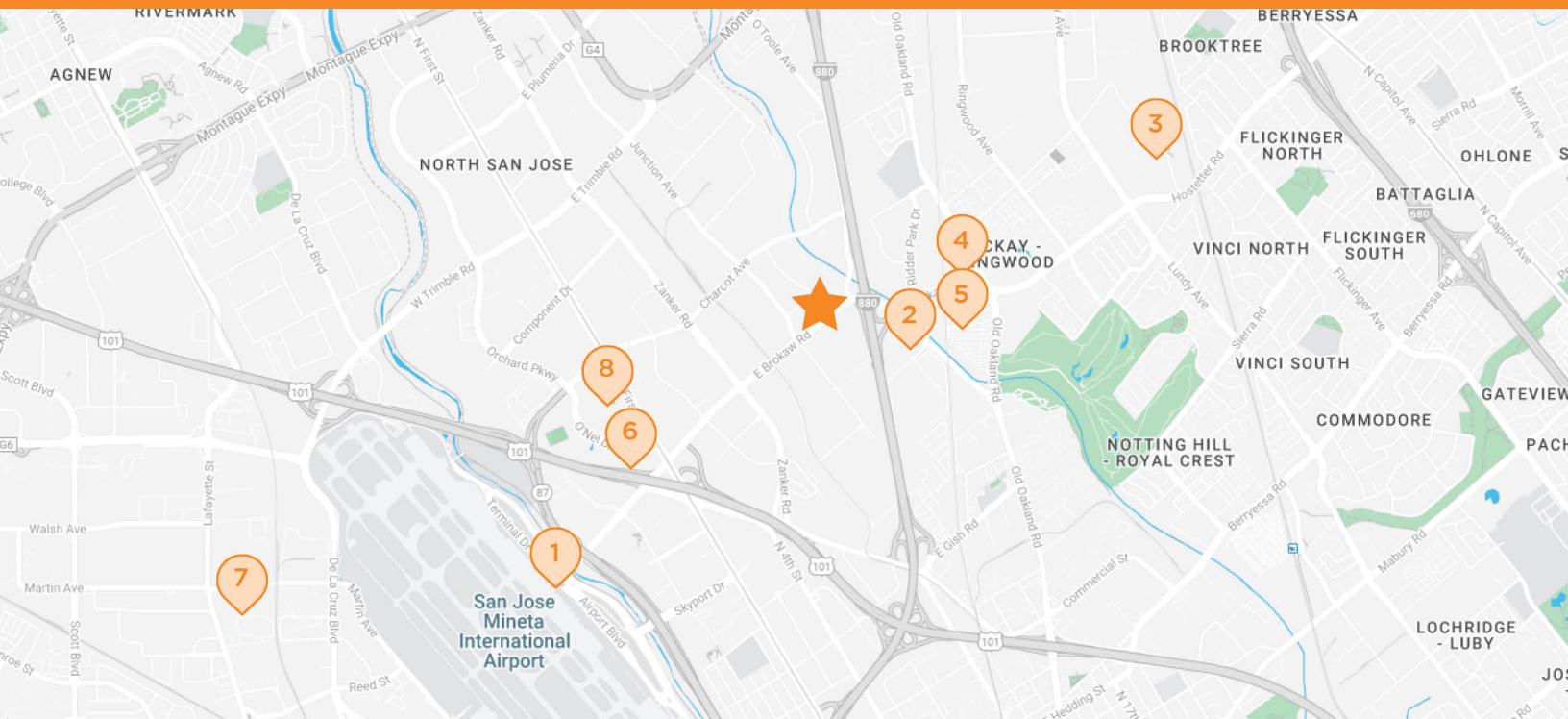
JUNCTION BUSINESS PARK

1911 HARTOG DRIVE • SAN JOSE, CA 95112




JUNCTION BUSINESS PARK

1911 HARTOG DRIVE • SAN JOSE, CA 95112



 **JUNCTION BUSINESS PARK**
1911-1943 HARTOG DRIVE | SAN JOSE, CA 95131

 **SAN JOSE MINETA INTERNATIONAL AIRPORT**
1701 Airport Blvd,
San Jose, CA 95110


 **LOWE'S HOME IMPROVEMENT**
775 Ridder Park Dr,
San Jose, CA 95131


 **COSTCO WHOLESALE**
1709 Automation Pkwy,
San Jose, CA 95131

 **CITY SPORTS CLUB**
1045 E Brokaw Rd,
San Jose, CA 95131

 **SPROUTS FARMERS MARKET**
1028 E. Brokaw Rd,
San Jose, CA 95131

 **HYATT PLACE SAN JOSE AIRPORT**
82 Karina Ct,
San Jose, CA 95131

 **THE HOME DEPOT**
2435 Lafayette St,
San Jose, CA 95050

 **PAYPAL HQ**
2211 N First St,
San Jose, CA 95131