



- 13-BUILDING MULTI-TENANT INDUSTRIAL PARK
- CLOSE PROXIMITY TO I-15/SR-52/SR-163, SAN DIEGO INTERNATIONAL AIRPORT, AND THE PORT OF SAN DIEGO
- 14'-20' CLEAR HEIGHT DOORS
- 56 GRADE LEVEL; 7 DOCK HIGH

Property Summary

AVAILABLE SF	1,300-18,692 SF
BUILDING SIZE	200,368 SF
RENOVATED	2024
MARKET	San Diego

For more information, please contact:

DANNY O'LEARY
LEASING MANAGER
BKM MANAGEMENT COMPANY
P. 858.348.8901
E. DOLEARY@BKMMGMT.COM

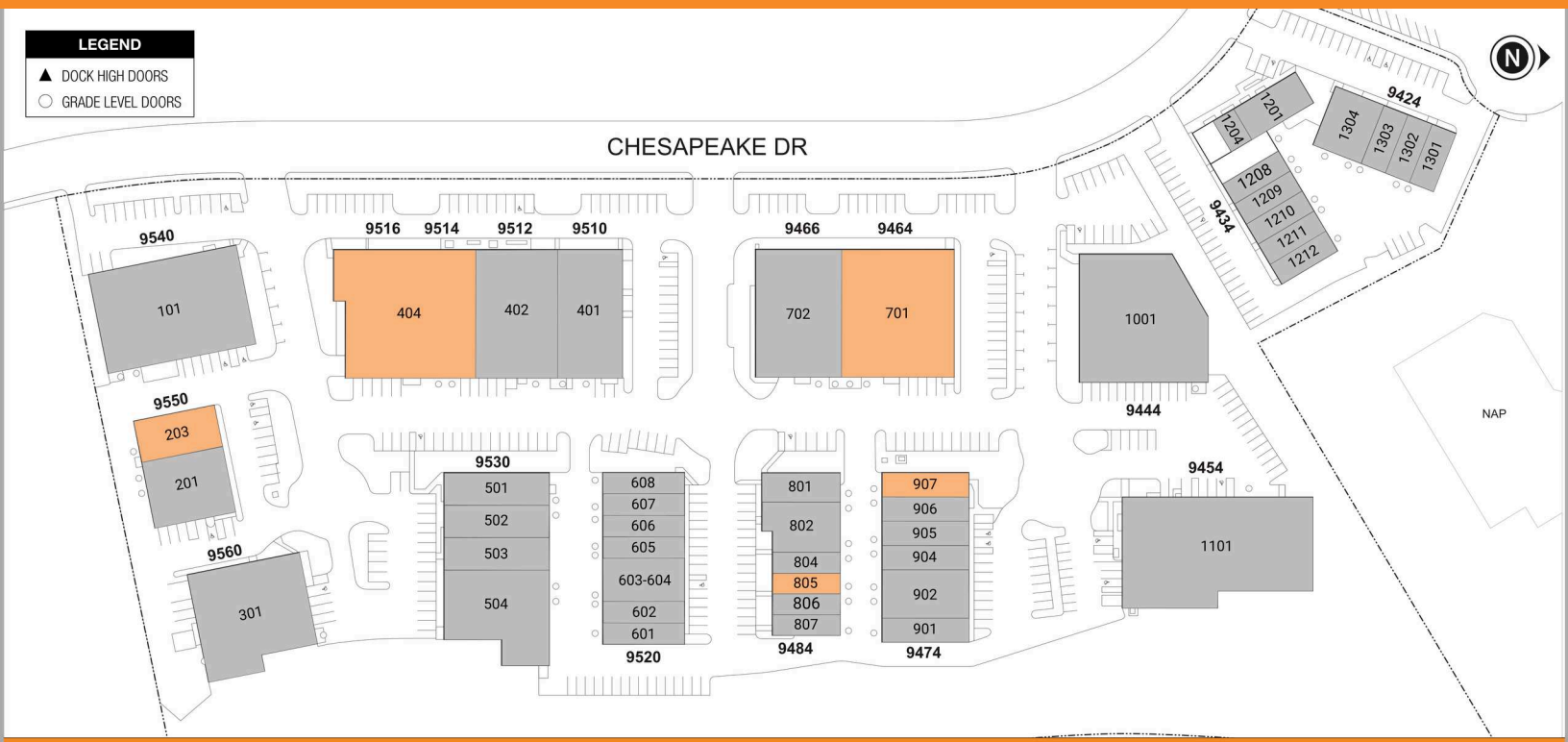
CANYON INDUSTRIAL CENTER

9424-9560 CHESAPEAKE DR • SAN DIEGO, CA 92123



LEGEND

- ▲ DOCK HIGH DOORS
- GRADE LEVEL DOORS



■ AVAILABLE ■ OCCUPIED

Current Availabilities

BUILDING	SUITE	TOTAL SIZE	OFFICE SIZE	OFFICE %	TYPE	CLEAR HT	GL	DL
9550	203	2,826	880	31	IND	1	0	
9514	404	18,692	1,405	8	IND	3	0	
9464	701	13,183	1,231	9	IND	2	0	
9484	805	1,300	405	31	IND	1	0	
9474	907	2,637	801	30	IND	1	0	

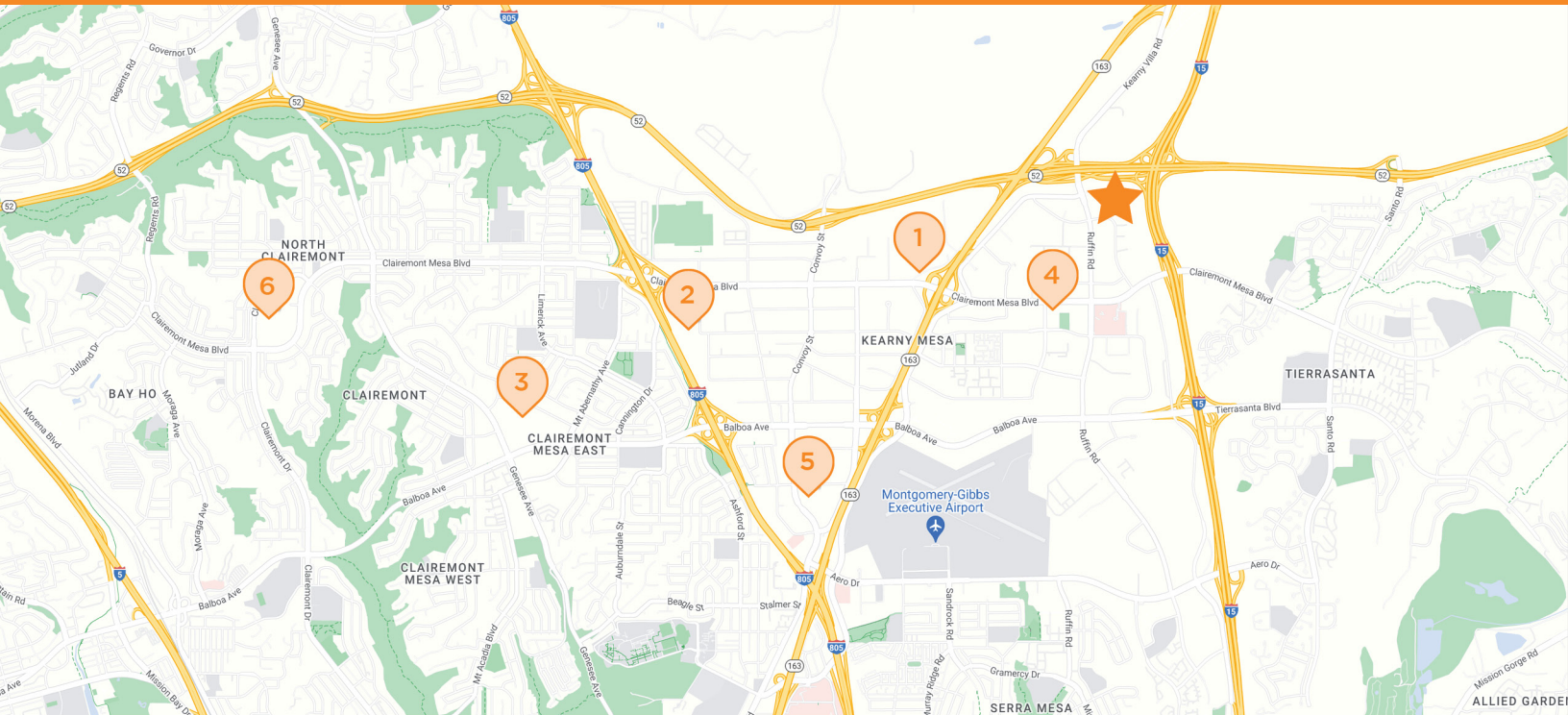
CANYON INDUSTRIAL CENTER

9424-9560 CHESAPEAKE DR • SAN DIEGO, CA 92123



CANYON INDUSTRIAL CENTER


9424-9560 CHESAPEAKE DR • SAN DIEGO, CA 92123




 **CANYON INDUSTRIAL CENTER**
9424-9560 Chesapeake Dr, San Diego, CA 92123

 **HAMPTON INN**
5434 Kearny Mesa Rd
San Diego, CA 92111

 **WALMART**
4840 Shawline St
San Diego, CA 92111

 **THE HOME DEPOT**
4255 Genesee Ave
San Diego, CA 92117

 **STARBUCKS**
9211 Clairemont Mesa Blvd
San Diego, CA 92123

 **COSTCO BUSINESS CENTER**
7803 Othello Ave
San Diego, CA 92111

 **WELLS FARGO BANK**
4727B Clairemont Dr
San Diego, CA 92117