

# COLUMBIA COMMERCE PARK

5743 NE COLUMBIA BLVD • PORTLAND, OR 97218



- Strategically located along the major East/West Columbia Boulevard Corridor
- Within minutes from the I-5 and 205 freeway interchange, Portland International Airport, Port of Portland, and major population centers
- Consists of an institutional-quality collection of 10 infill, light industrial buildings

## Property Summary

AVAILABLE SF	2,787-14,850 SF
BUILDING SIZE	375,558 SF
MARKET	Portland

For more information, please contact:

**TAYLOR HAZARD, MBA**  
SENIOR LEASING MANAGER  
BKM MANAGEMENT  
P. 206.487.7027  
E. THAZARD@BKMMGMT.COM

# COLUMBIA COMMERCE PARK

5743 NE COLUMBIA BLVD • PORTLAND, OR 97218



**LEGEND**

- ▲ DOCK HIGH DOORS
- GRADE LEVEL DOORS



■ AVAILABLE ■ OCCUPIED

## Current Availabilities

BUILDING	SUITE	TOTAL SIZE	OFFICE SIZE	OFFICE %	TYPE	CLEAR HT	GL	DL
5	5769	5,549	1,517	27	IND	1	0	
5	5783	4,319	643	15	IND	1	0	
5	5787	2,787	1,030	37	IND	1	0	
B	6440	14,850	900	6	IND	1	4	

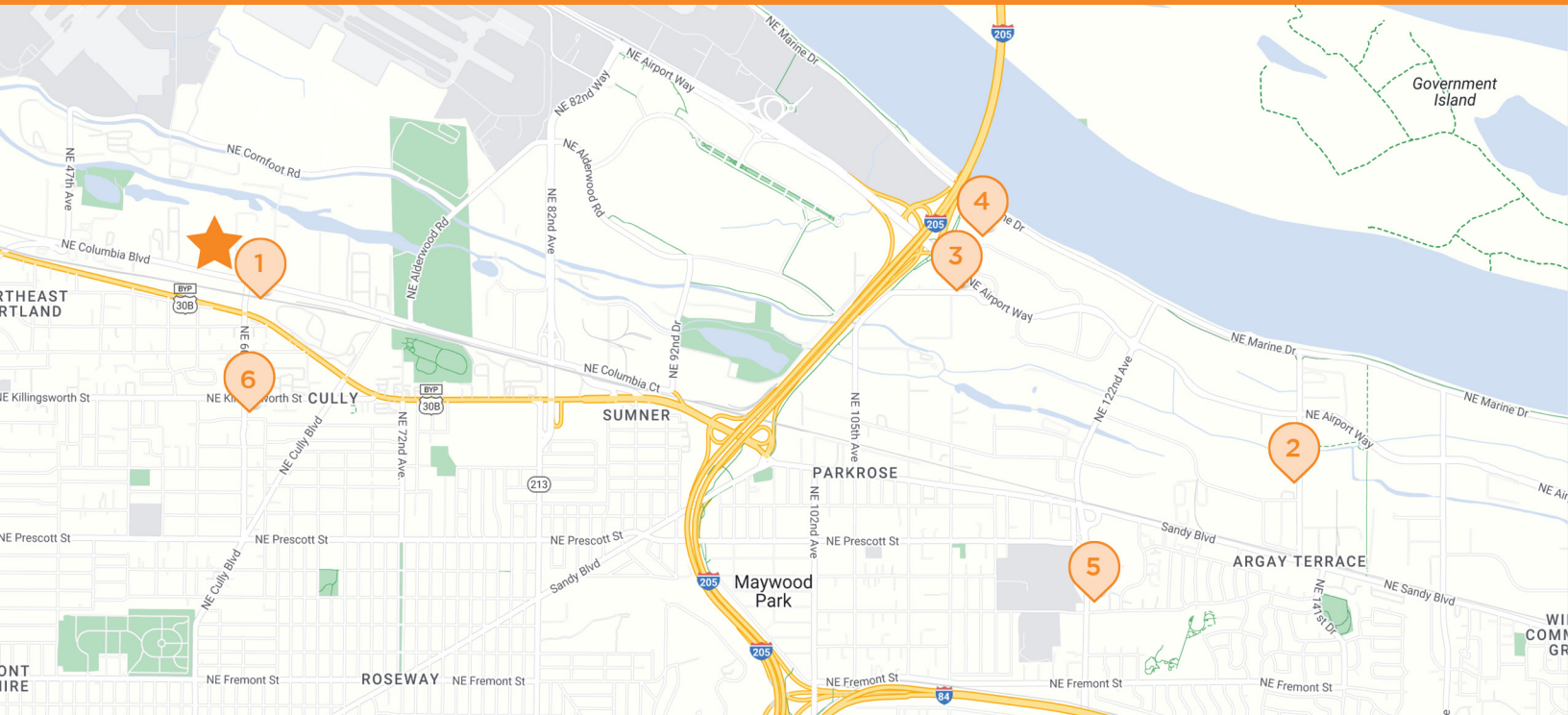
# COLUMBIA COMMERCE PARK

5743 NE COLUMBIA BLVD • PORTLAND, OR 97218





# COLUMBIA COMMERCE PARK

5743 NE COLUMBIA BLVD • PORTLAND, OR 97218





 **COLUMBIA COMMERCE PARK**  
5743 NE Columbia Blvd, Portland, OR 97218


 **STARBUCKS**  
6020 NE Columbia Blvd  
Portland, OR 97218

 **COSTCO**  
4849 NE 138th Ave  
Portland, OR 97230

 **LA QUINTA INN**  
11207 NE Holman St  
Portland, OR 97220

 **THE HOME DEPOT**  
11633 NE Glenn Widing Dr  
Portland, OR 97220

 **US BANK**  
4100 NE 122nd Ave  
Portland, OR 97230

 **SHELL**  
6010 NE Killingsworth St  
Portland, OR 97218