

COLUMBIA COMMERCE PARK

5743 NE COLUMBIA BLVD • PORTLAND, OR 97218



- Strategically located along the major East/West Columbia Boulevard Corridor
- Within minutes from the I-5 and 205 freeway interchange, Portland International Airport, Port of Portland, and major population centers
- Consists of an institutional-quality collection of 10 infill, light industrial buildings

Property Summary

AVAILABLE SF	1,882-9,020 SF
BUILDING SIZE	375,572 SF
RENOVATED	2024
MARKET	Portland

For more information, please contact:

NICCOLINA MERLINO

LEASING MANAGER

BKM MANAGEMENT

P. 206.487.7044

E. NERLINO@BKMMGMT.COM

COLUMBIA COMMERCE PARK

5743 NE COLUMBIA BLVD • PORTLAND, OR 97218



LEGEND	
▲	DOCK HIGH DOORS
○	GRADE LEVEL DOORS



■ AVAILABLE ■ OCCUPIED

Current Availabilities

BUILDING	SUITE	TOTAL SIZE	OFFICE SIZE	OFFICE %	TYPE	CLEAR HT	GL	DL
5	5769	5,549	1,517	20	IND	2	0	
5	5773	1,882	0	0	IND	2	0	
5	5777	3,624	1,139	32	IND	1	0	
5	5783	4,319	643	15	IND	1	0	
5	5787	2,787	1,030	37	IND	1	0	
4	6539	9,020	0	0	IND	0	0	

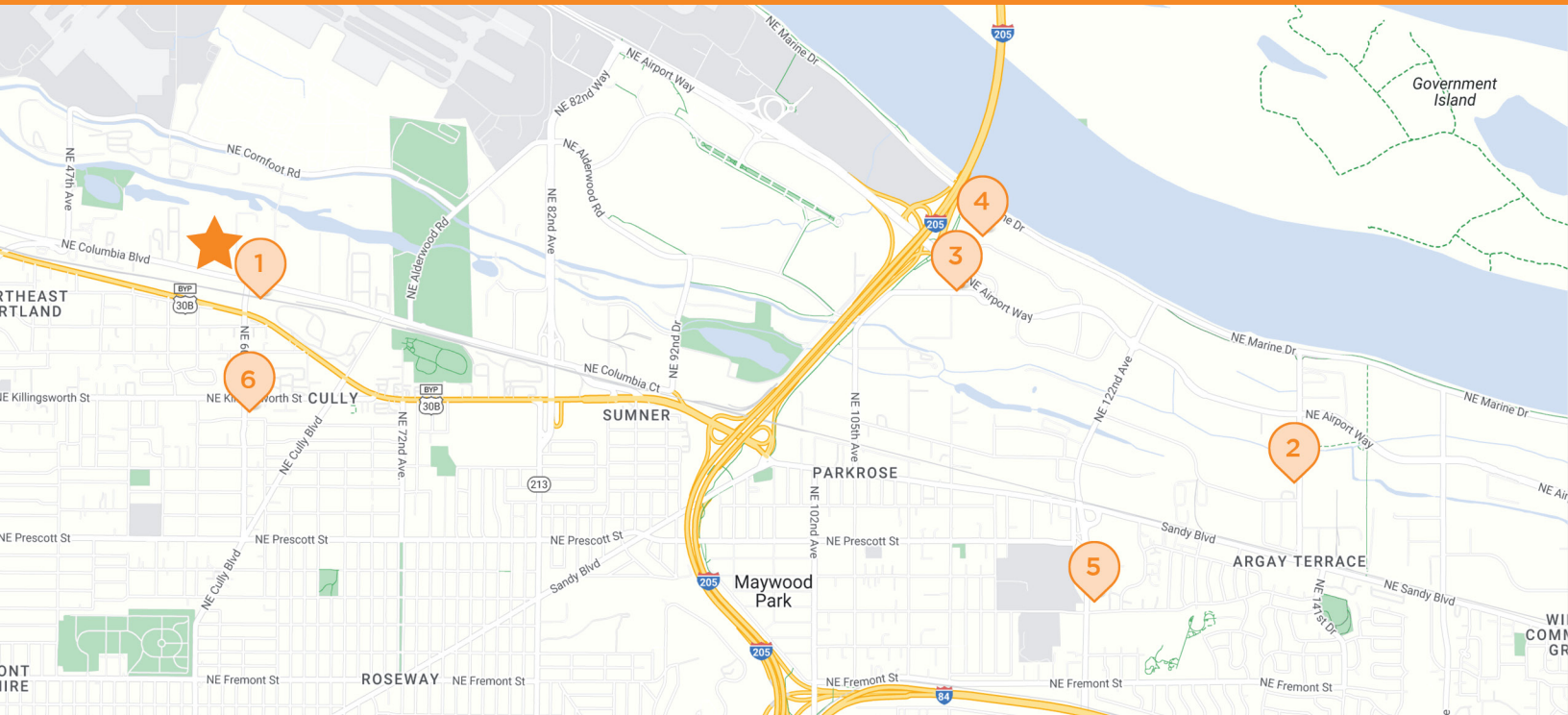
COLUMBIA COMMERCE PARK

5743 NE COLUMBIA BLVD • PORTLAND, OR 97218





COLUMBIA COMMERCE PARK


5743 NE COLUMBIA BLVD • PORTLAND, OR 97218





 **COLUMBIA COMMERCE PARK**
5743 NE Columbia Blvd, Portland, OR 97218


 **1 STARBUCKS**
6020 NE Columbia Blvd
Portland, OR 97218

 **2 COSTCO**
4849 NE 138th Ave
Portland, OR 97230

 **3 LA QUINTA INN**
11207 NE Holman St
Portland, OR 97220

 **4 THE HOME DEPOT**
11633 NE Glenn Widing Dr
Portland, OR 97220

 **5 US BANK**
4100 NE 122nd Ave
Portland, OR 97230

 **6 SHELL**
6010 NE Killingsworth St
Portland, OR 97218