

MOUNT DIABLO INDUSTRIAL PARK

1850, 1900 BATES AVENUE; 4070, 4075, 4085, 4090 NELSON AVENUE; AND 125, 135, 150, 185 MASON CIRCLE • CONCORD, CA 94520



- Strategically Located Multi-Tenant Industrial Park in Concord, CA
- Situated across six parcels totaling 17.3 acres with easy access to major thoroughfares, supporting efficient logistics and commuting
- 14-20' clear heights, and flexible floorplans suitable for warehousing, light manufacturing, and distribution uses

Property Summary

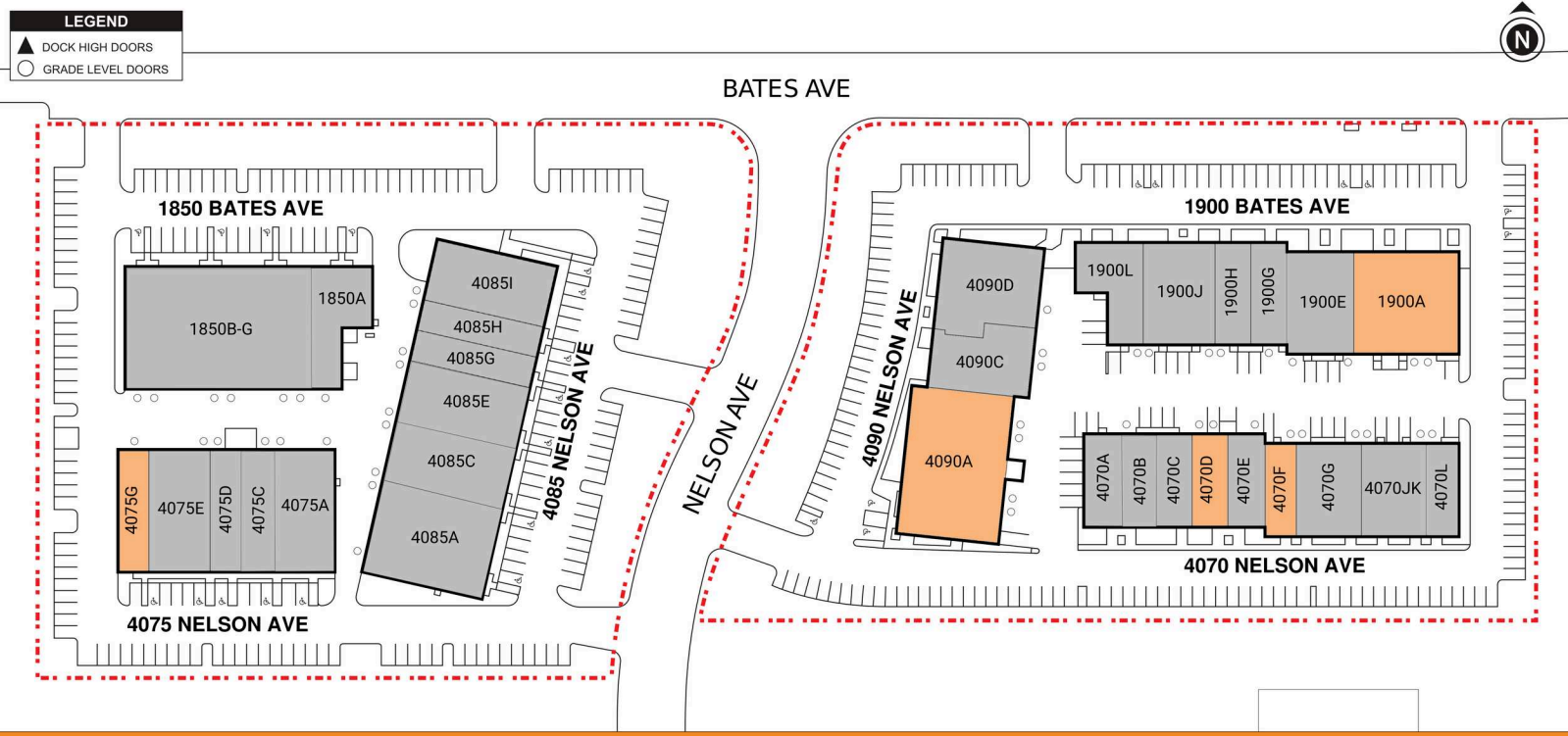
AVAILABLE SF	1,250-10,975 SF
BUILDING SIZE	246,223 SF
MARKET	Oakland / East Bay

For more information, please contact:

COLBY MIKULICH
LEASING MANAGER
P. 510-370-2864
E. CMIKULICH@BKMMGMT.COM

MOUNT DIABLO INDUSTRIAL PARK

1850, 1900 BATES AVENUE; 4070, 4075, 4085, 4090 NELSON AVENUE; AND 125, 135, 150, 185 MASON CIRCLE • CONCORD, CA 94520



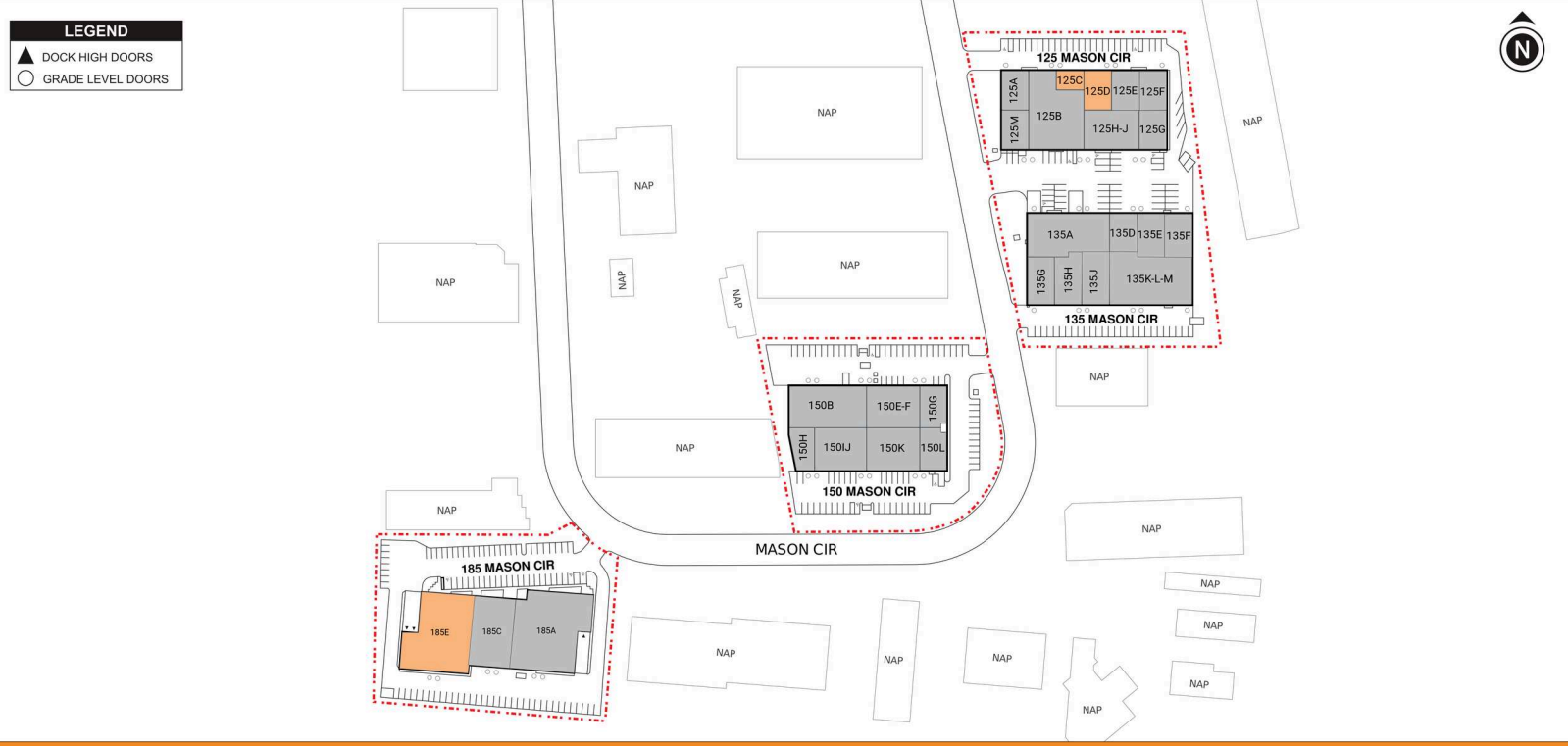
■ AVAILABLE ■ OCCUPIED

Current Availabilities

BUILDING	SUITE	TOTAL SIZE	OFFICE SIZE	OFFICE %	TYPE	CLEAR HT	GL	DL
1900	1900A	6,183	3,564	58	IND	2	0	
4070	4070D	1,990	941	47	IND	1	0	
4070	4070F	1,811	1,007	56	IND	1	0	
4075	4075G	2,324	1,017	43	IND	1	0	
4090	4090A	9,146	1,826	20	IND	3	0	

MOUNT DIABLO INDUSTRIAL PARK

1850, 1900 BATES AVENUE; 4070, 4075, 4085, 4090 NELSON AVENUE; AND 125, 135, 150, 185 MASON CIRCLE • CONCORD, CA 94520



■ AVAILABLE ■ OCCUPIED

Current Availabilities

BUILDING	SUITE	TOTAL SIZE	OFFICE SIZE	OFFICE %	TYPE	CLEAR HT	GL	DL
125	125C	1,250	1,267	100	IND	1	0	
125	125D	2,500	269	11	IND	1	0	
185	185E	10,975	2,984	27	IND	2	2	

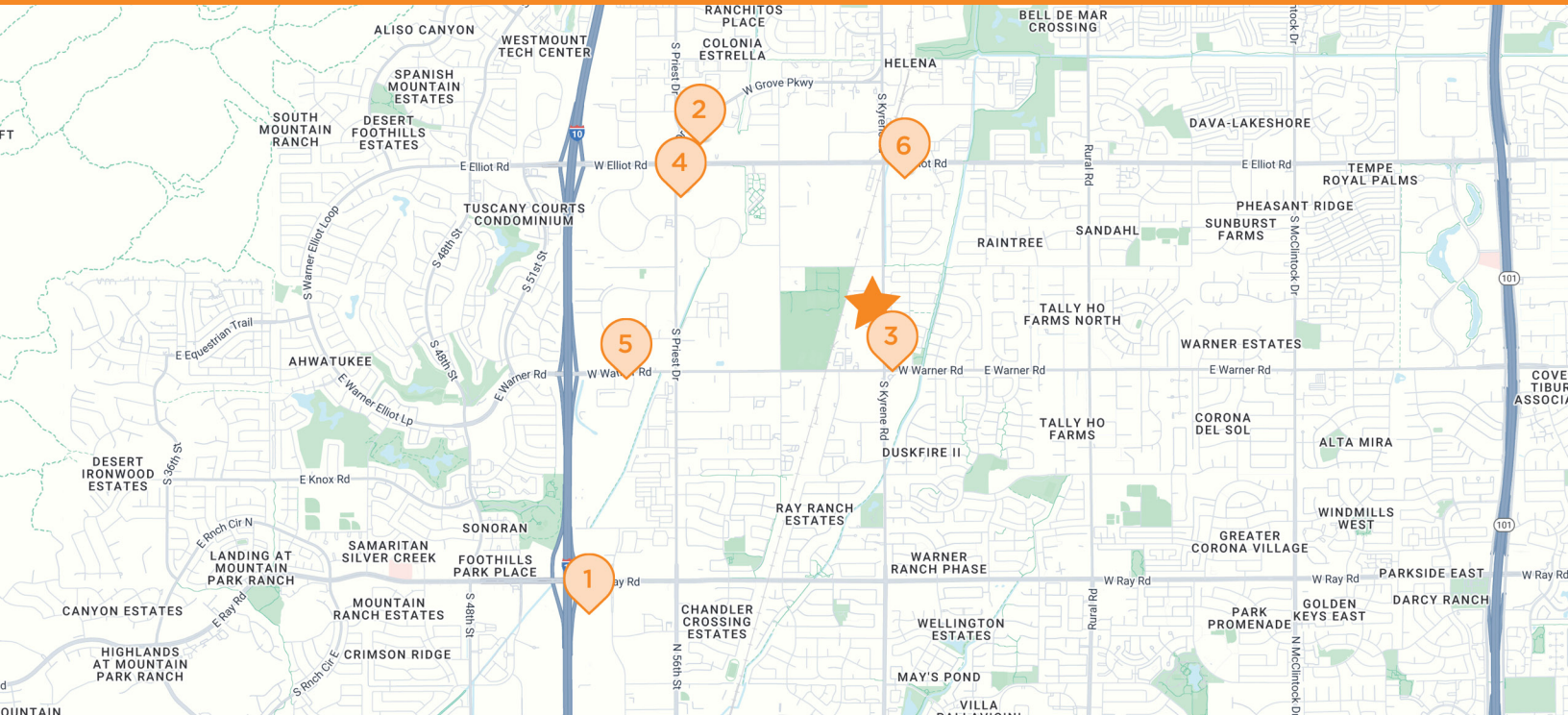
MOUNT DIABLO INDUSTRIAL PARK

1850, 1900 BATES AVENUE; 4070, 4075, 4085, 4090 NELSON AVENUE; AND 125, 135, 150, 185 MASON CIRCLE • CONCORD, CA 94520



MOUNT DIABLO INDUSTRIAL PARK

1850, 1900 BATES AVENUE; 4070, 4075, 4085, 4090 NELSON AVENUE; AND 125, 135, 150, 185 MASON CIRCLE • CONCORD, CA 94520



KYRENE COMMERCEPLEX

8240, 8270, 8350, 8370 & 8380 South Kyrene Road, Tempe, AZ, 85284



1 SONESTA SELECT

920 N 54th St
Chandler, AZ



2 WALMART SUPERCENTER

1380 W Elliot Rd
Tempe, AZ



3 VALERO

480 W Warner Rd
Tempe, AZ



4 COSTCO

1445 W Elliot Rd
Tempe, AZ



5 STARBUCKS

8738 S Emerald Dr #101
Tempe, AZ



6 CHASE BANK

315 W Elliot Rd #101
Tempe, AZ