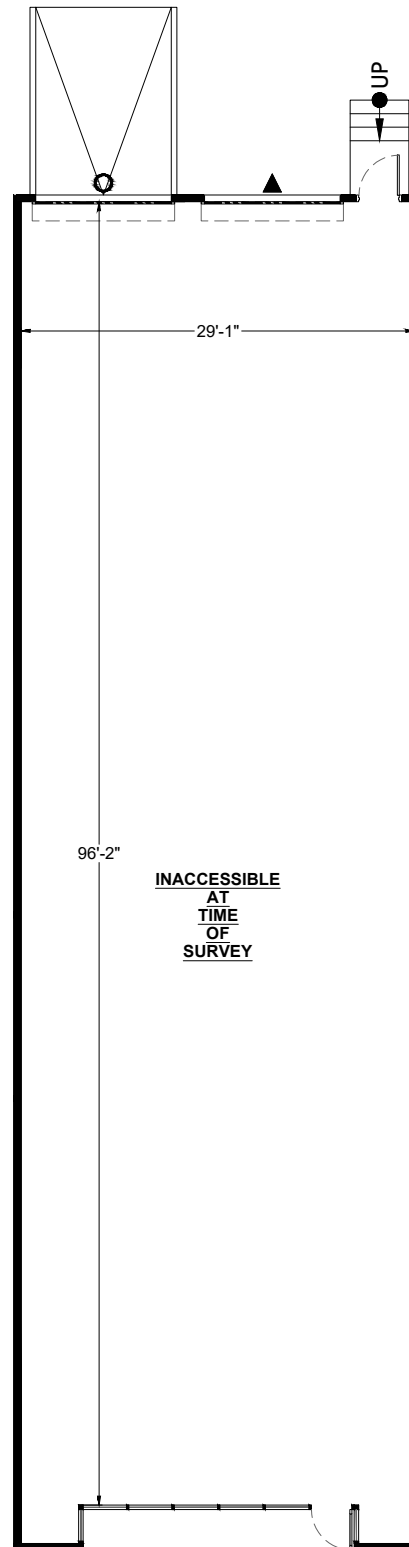


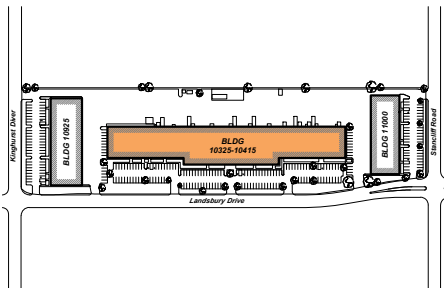
SUITE DATA:

OFFICE 3,000 SF
TOTAL 3,000 SF

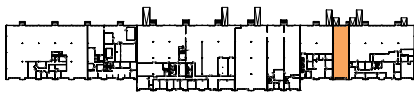
CLEAR HEIGHT 17'-6" - 18'-3"
○ GRADE LEVEL DOORS 1
▲ DOCK HIGH DOORS 1



SITE KEY PLAN:



BUILDING KEY PLAN:



Southwest Business Park

10325-10415 Landsbury Drive
Houston, TX 77099

Bldg. 10325-10415

STE 208

07/09/25