

# PRIEST BUSINESS PARK

1302 W. 23RD ST., 2121-2127 S. PRIEST DR. • TEMPE, AZ 85282



- 155,094 SF over five buildings, designed for small-bay industrial users.
- Excellent freeway access via I-10 and US-60 with proximity to Phoenix Sky Harbor International Airport.
- Suites with flexible layouts to suit varied operational needs.
- 16' clear heights and multiple grade-level doors for efficient loading and unloading.

## Property Summary

AVAILABLE SF	960-3,200 SF
BUILDING SIZE	148,771 SF
MARKET	Tempe

For more information, please contact:

**CHAD TORRES**  
LEASING MANAGER  
P. 602-325-8492  
E. [CTORRES@BKMMGMT.COM](mailto:CTORRES@BKMMGMT.COM)

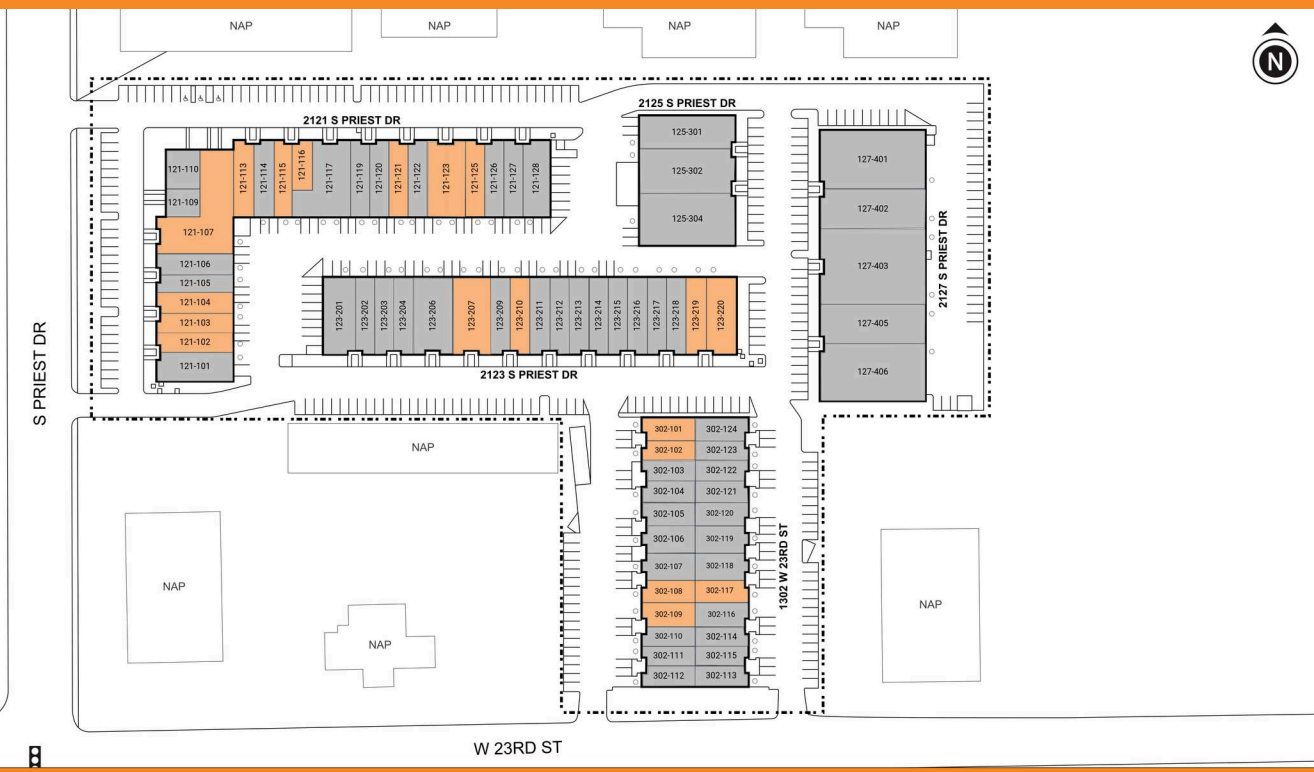
# PRIEST BUSINESS PARK

1302 W. 23RD ST., 2121-2127 S. PRIEST DR. • TEMPE, AZ 85282



**LEGEND**

- ▲ DOCK HIGH DOORS
- GRADE LEVEL DOORS



■ AVAILABLE ■ OCCUPIED

## Current Availabilities

BUILDING	SUITE	TOTAL SIZE	OFFICE SIZE	OFFICE %	TYPE	CLEAR HT	GL	DL
N/A	121-102	1,600	1,322	41	N/A	2	0	
N/A	121-103	1,600	1,322	41	N/A	2	0	
N/A	121-104	1,600	568	36	N/A	1	0	
N/A	121-107	3,000	2,253	36	N/A	2	0	
N/A	121-113	1,600	1,600	100	N/A	1	0	
N/A	121-115	1,600	324	20	N/A	1	0	
N/A	121-116	960	963	100	N/A	0	0	
N/A	121-121	1,600	360	23	N/A	1	0	
N/A	121-123	3,200	903	28	N/A	2	0	
N/A	121-125	1,600	691	43	N/A	1	0	
N/A	123-207	3,200	706	22	N/A	2	0	
N/A	123-210	1,600	322	20	N/A	1	0	
N/A	123-219	1,600	1,605	100	N/A	1	0	
N/A	123-220	2,800	836	29	N/A	1	0	
N/A	302-101	1,109	175	16	N/A	1	0	
N/A	302-102	1,092	128	12	N/A	1	0	
N/A	302-108	1,421	127	9	N/A	1	0	

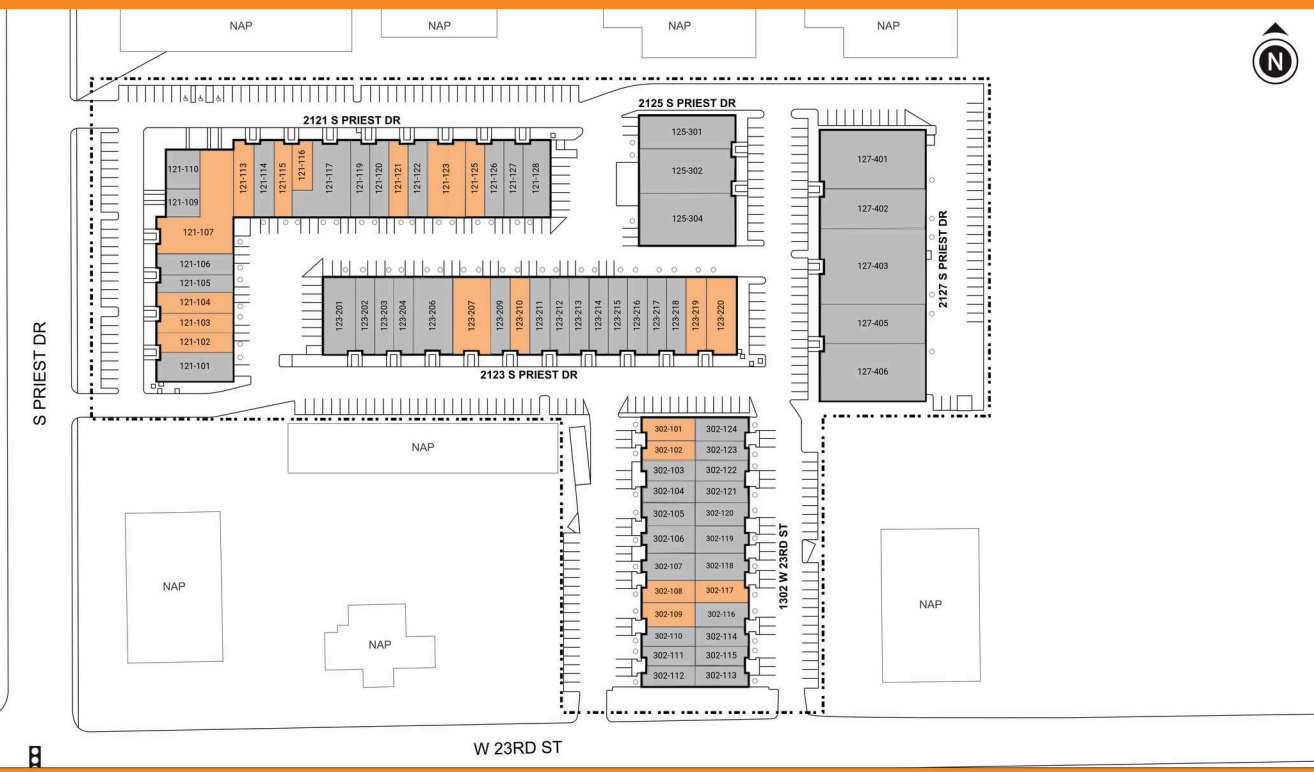
# PRIEST BUSINESS PARK

1302 W. 23RD ST., 2121-2127 S. PRIEST DR. • TEMPE, AZ 85282



**LEGEND**

- ▲ DOCK HIGH DOORS
- GRADE LEVEL DOORS



■ AVAILABLE ■ OCCUPIED

## Current Availabilities

BUILDING	SUITE	TOTAL SIZE	OFFICE SIZE	OFFICE %	TYPE	CLEAR HT	GL	DL
N/A	302-109	1,092	128	12	N/A	1	0	
N/A	302-117	1,640	472	28	N/A	1	0	

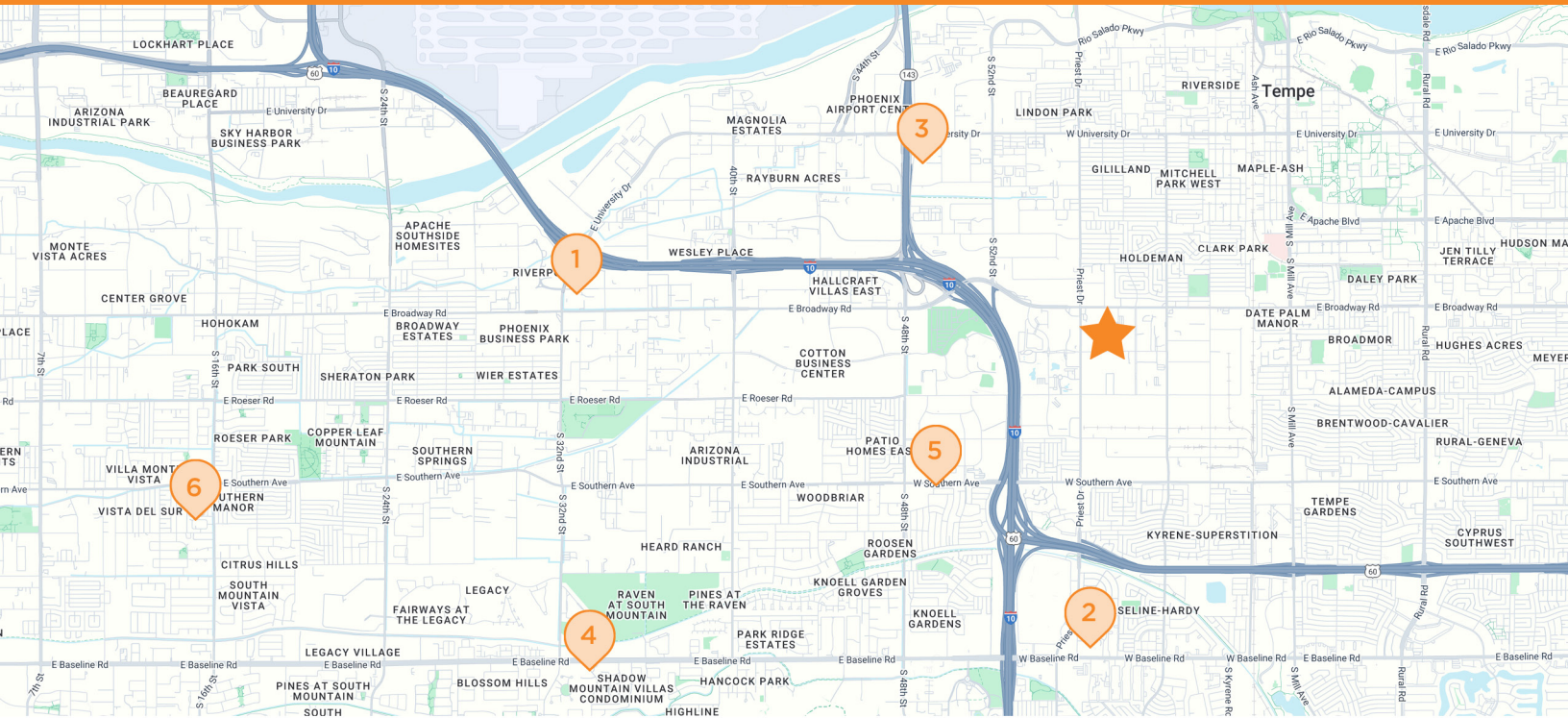
# PRIEST BUSINESS PARK

1302 W. 23RD ST., 2121-2127 S. PRIEST DR. • TEMPE, AZ 85282



# PRIEST BUSINESS PARK

1302 W. 23RD ST., 2121-2127 S. PRIEST DR. • TEMPE, AZ 85282



## PRIEST BUSINESS PARK

1302 W. 23rd St., 2121-2127 S. Priest Dr., Tempe, AZ 85282

- 1 ARCO**  
1725 Arnold Industrial Pl  
Concord, CA
- 2 HAMPTON INN**  
1785 Pine St  
Concord, CA
- 3 SAFEWAY**  
2600 Willow Pass Rd  
Concord, CA
- 4 COSTCO WHOLESALE**  
2400 Monument Blvd  
Concord, CA
- 5 STARBUCKS**  
3373 Port Chicago Hwy  
Concord, CA
- 6 CHASE BANK**  
2097 Salvio St  
Concord, CA