

CORPORATE WAY CENTER

3400 CORPORATE WAY • DULUTH, GA 30096



- Centrally located off Peachtree Industrial Boulevard
- 18' clear height with functional suite sizes
- Dock-high and grade-level loading
- 40' x 40' column spacing
- LED lighting

Property Summary

AVAILABLE SF	SF
BUILDING SIZE	59,957 SF
MARKET	Atlanta

For more information, please contact:

ADAM MURRAY
SENIOR LEASING MANAGER
BKM MANAGEMENT
P. 702.359.4858
E. AMURRAY@BKMMGMT.COM

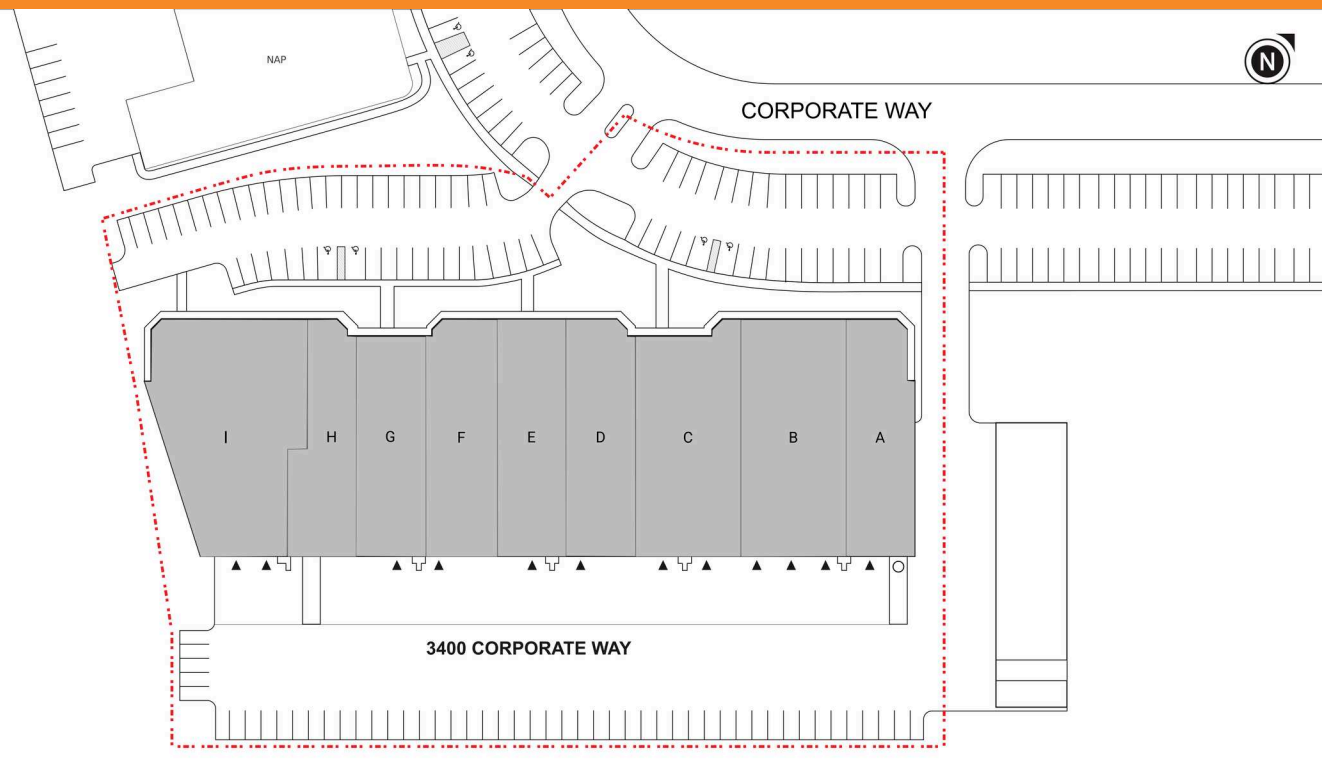
CORPORATE WAY CENTER

3400 CORPORATE WAY • DULUTH, GA 30096



LEGEND

- ▲ DOCK HIGH DOORS
- GRADE LEVEL DOORS



■ AVAILABLE ■ OCCUPIED

Current Availabilities

BUILDING	SUITE	TOTAL SIZE	OFFICE SIZE	OFFICE %	TYPE	CLEAR HT	GL	DL
----------	-------	------------	-------------	----------	------	----------	----	----

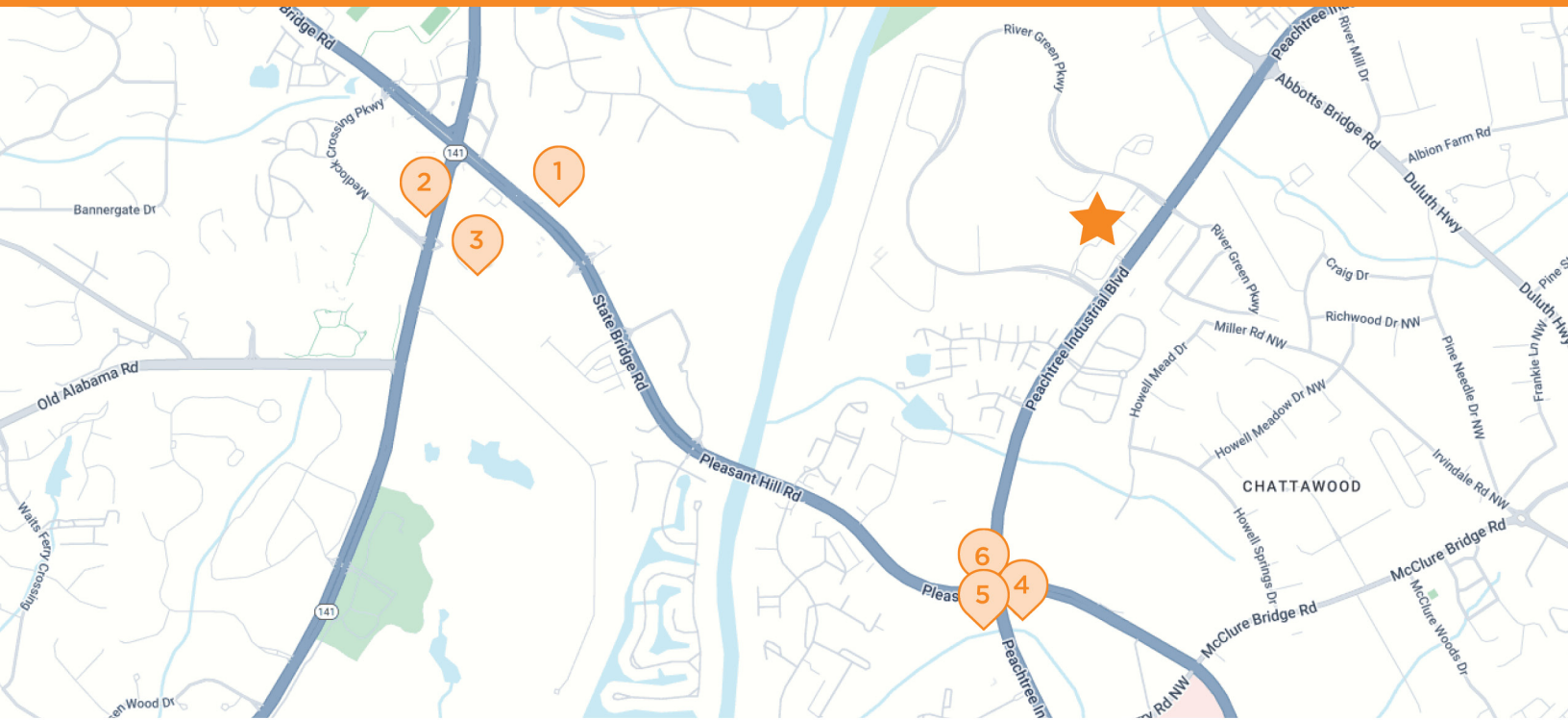
CORPORATE WAY CENTER

3400 CORPORATE WAY • DULUTH, GA 30096




CORPORATE WAY CENTER

3400 CORPORATE WAY • DULUTH, GA 30096





 **CORPORATE WAY CENTER**
3400 Corporate Way, Duluth, GA 30096

 **PUBLIX SUPER MARKET**
5805 State Bridge Rd
Johns Creek, GA

 **DUTCH BROS COFFEE**
9630 Medlock Bridge Rd
Johns Creek, GA

 **TARGET**
5950 State Bridge Rd
Johns Creek, GA

 **CVS**
4110 Pleasant Hill Rd
Duluth, GA

 **STARBUCKS**
3501 Peachtree Industrial Blvd
Duluth, GA

 **SHELL**
3495 Peachtree Industrial Blvd
Duluth, GA