

# CORPORATE WAY CENTER

3400 CORPORATE WAY • DULUTH, GA 30096



- Centrally located off Peachtree Industrial Boulevard
- 18' clear height with functional suite sizes
- Dock-high and grade-level loading
- 40' x 40' column spacing
- LED lighting

## Property Summary

AVAILABLE SF	SF
BUILDING SIZE	59,959 SF
RENOVATED	2026
MARKET	Atlanta

For more information, please contact:

**ADAM MURRAY**  
LEASING MANAGER  
BKM MANAGEMENT  
P. 702.359.4858  
E. [AMURRAY@BKMMGMT.COM](mailto:AMURRAY@BKMMGMT.COM)

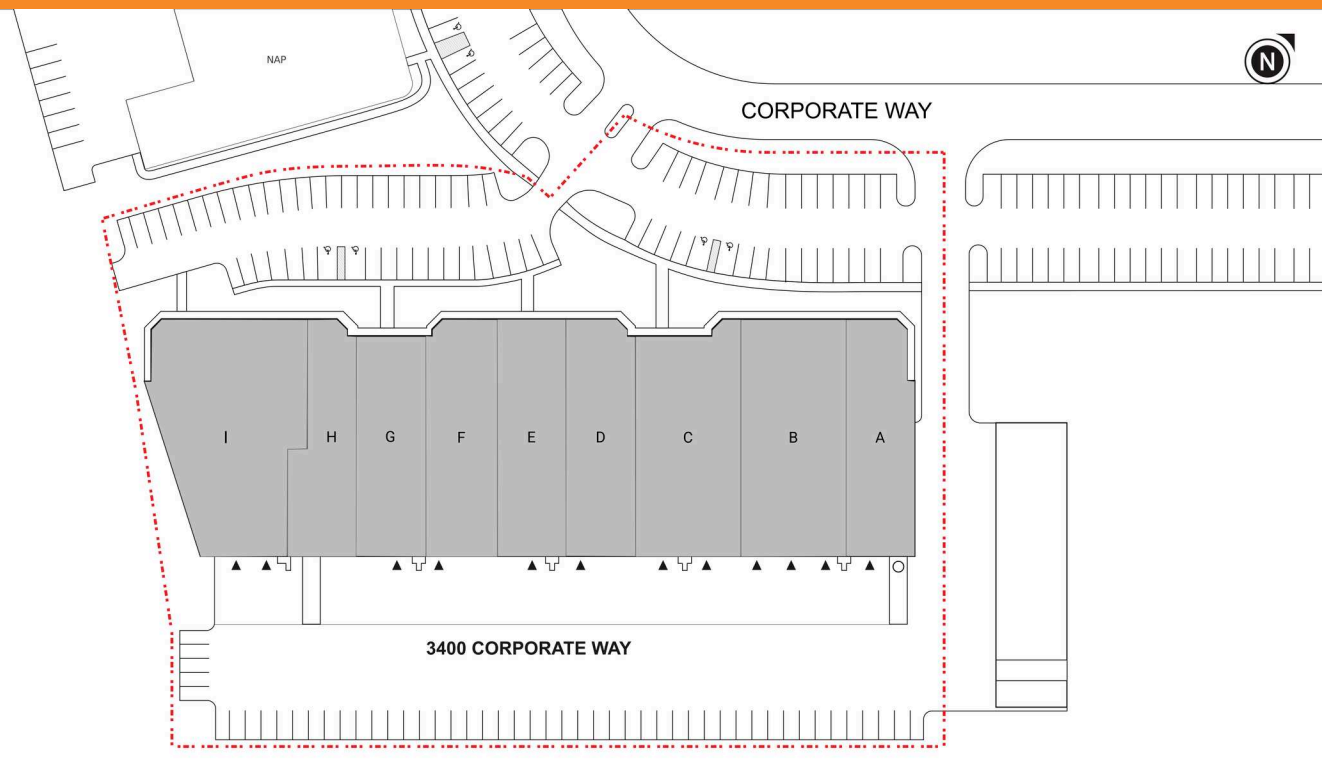
# CORPORATE WAY CENTER

3400 CORPORATE WAY • DULUTH, GA 30096



**LEGEND**

- ▲ DOCK HIGH DOORS
- GRADE LEVEL DOORS



■ AVAILABLE   ■ OCCUPIED

## Current Availabilities

BUILDING	SUITE	TOTAL SIZE	OFFICE SIZE	OFFICE %	TYPE	CLEAR HT	GL	DL
----------	-------	------------	-------------	----------	------	----------	----	----

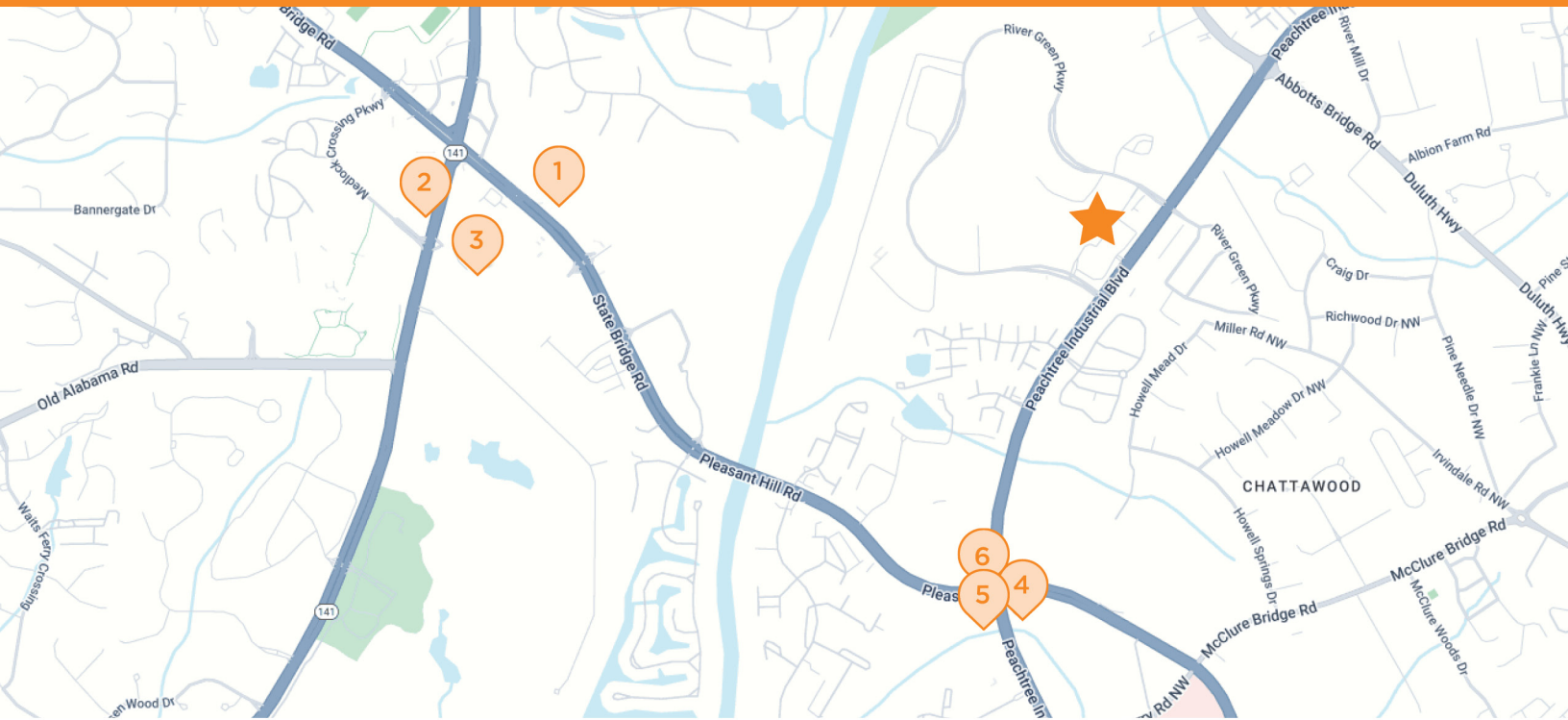
# CORPORATE WAY CENTER

3400 CORPORATE WAY • DULUTH, GA 30096




# CORPORATE WAY CENTER

3400 CORPORATE WAY • DULUTH, GA 30096





 **CORPORATE WAY CENTER**  
3400 Corporate Way, Duluth, GA 30096

 **PUBLIX SUPER MARKET**  
5805 State Bridge Rd  
Johns Creek, GA

 **DUTCH BROS COFFEE**  
9630 Medlock Bridge Rd  
Johns Creek, GA

 **TARGET**  
5950 State Bridge Rd  
Johns Creek, GA

 **CVS**  
4110 Pleasant Hill Rd  
Duluth, GA

 **STARBUCKS**  
3501 Peachtree Industrial Blvd  
Duluth, GA

 **SHELL**  
3495 Peachtree Industrial Blvd  
Duluth, GA