

CHERRY COMMERCE CENTER

38875-38995 Cherry Street Newark, CA 94560



Available SF

Renovated

Clear Height

Location
NEWARK, CA



- 24' Clear Height
- 2 Loading Docks / 1 Grade Level Door
- Immediate Access to 880 via Mowry Avenue

FOR MORE INFORMATION

Colby Mikulich

Leasing Manager

P. 510-370-2864

E. CMIKULICH@BKMMGMT.COM

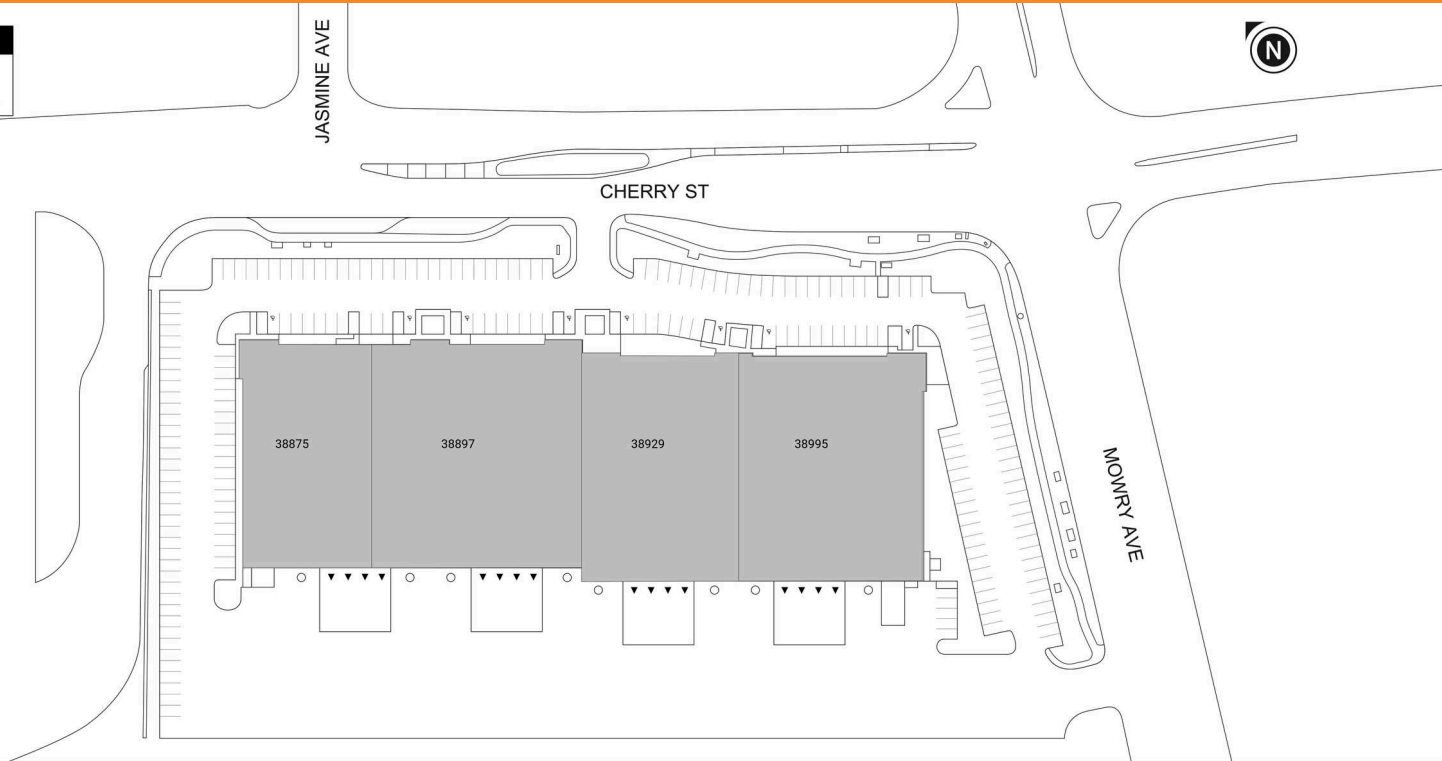
CHERRY COMMERCE CENTER

38875-38995 Cherry Street Newark, CA 94560



LEGEND

- ▲ DOCK HIGH DOORS
- GRADE LEVEL DOORS




● AVAILABLE ● OCCUPIED

CURRENT AVAILABILITIES

BUILDING	SUITE	TOTAL SF	OFFICE SF	OFFICE %	TYPE	CLEAR HT	GL	DL
----------	-------	----------	-----------	----------	------	----------	----	----

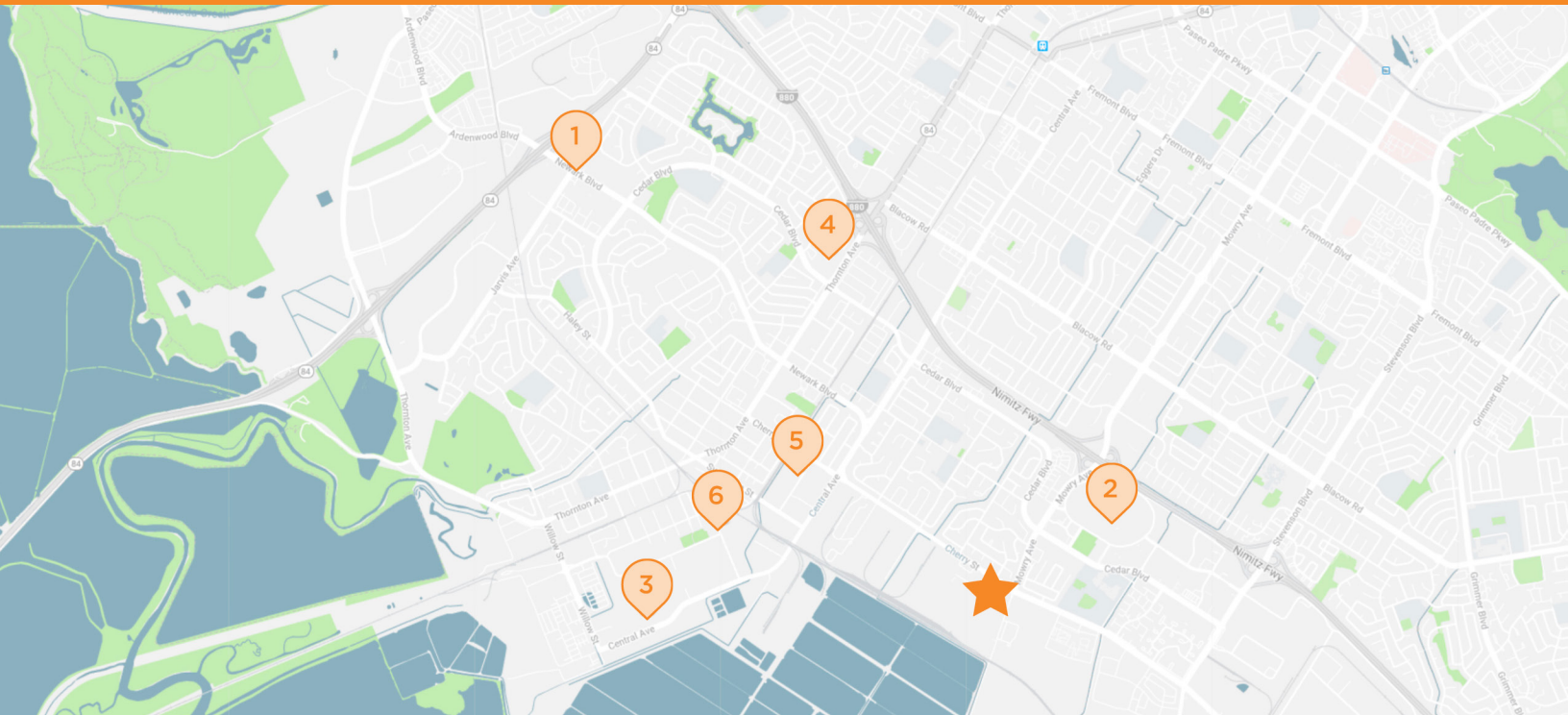
CHERRY COMMERCE CENTER

38875-38995 Cherry Street Newark, CA 94560



CHERRY COMMERCE CENTER

38875-38995 Cherry Street Newark, CA 94560



CHERRY COMMERCE CENTER

38875-38995 Cherry St., Newark, CA 94560

1

WELLS FARGO

34988 Newark Blvd.
Newark, CA

2

NEWPARK MALL

2086 Newpark Mall
Newark, CA

3

FEDEX SHIPPING

8333 Central Ave.
Newark, CA

4

HOME DEPOT

5401 Thornton Ave.
Newark, CA

5

US POST OFFICE

6655 Clark Ave.
Newark, CA

6

ELITE RECYCLING SERVICES

37366 Filbert St.
Newark, CA