

CHERRY COMMERCE CENTER

38875-38995 Cherry Street Newark, CA 94560



Available SF


Renovated
2024

Clear Height

-

Location

NEWARK, CA



- 24' Clear Height
- 2 Loading Docks / 1 Grade Level Door
- Immediate Access to 880 via Mowry Avenue

FOR MORE INFORMATION

Colby Mikulich

Leasing Manager

P. 510.370.2864

E. CMIKULICH@BKMMGMT.COM

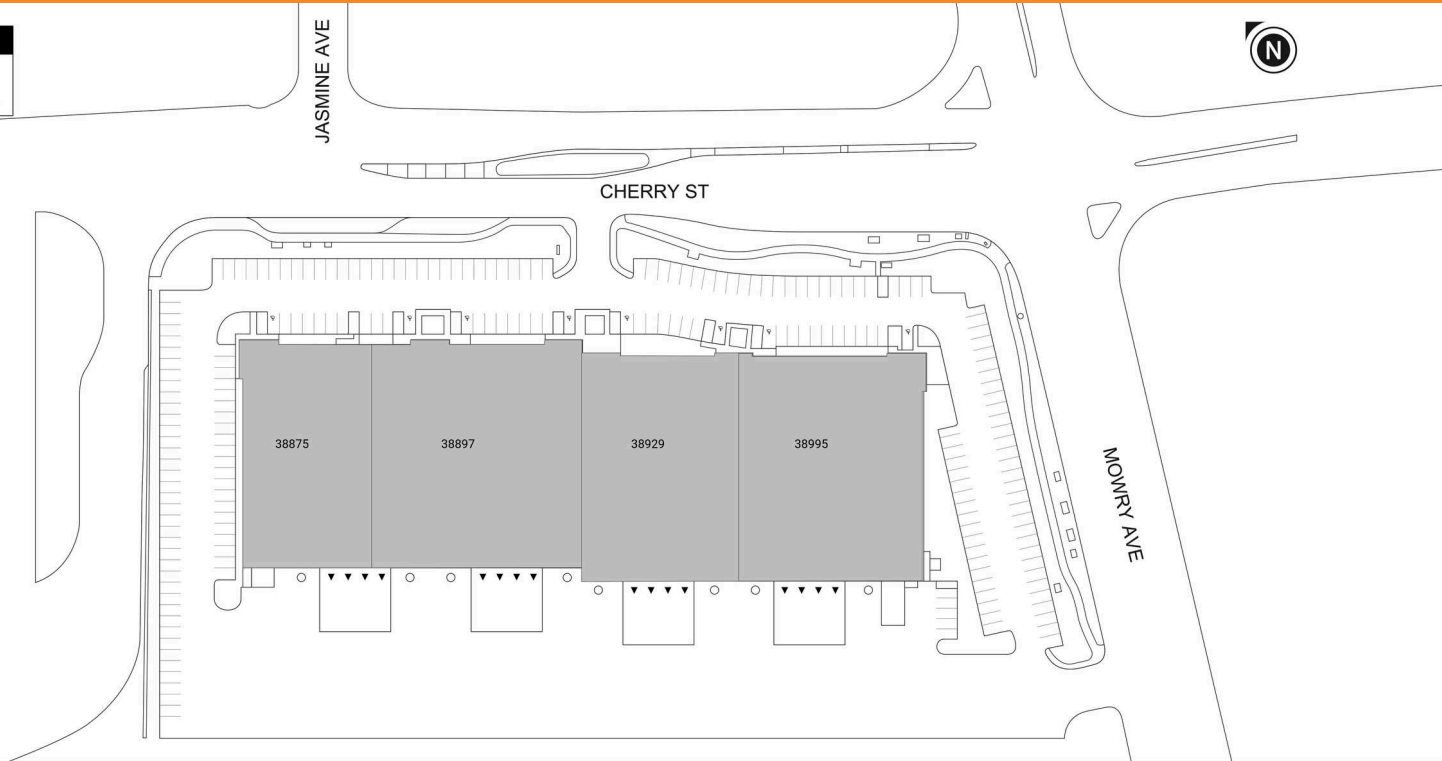
CHERRY COMMERCE CENTER

38875-38995 Cherry Street Newark, CA 94560



LEGEND

- ▲ DOCK HIGH DOORS
- GRADE LEVEL DOORS




● AVAILABLE ● OCCUPIED

CURRENT AVAILABILITIES

BUILDING	SUITE	TOTAL SF	OFFICE SF	OFFICE %	TYPE	CLEAR HT	GL	DL
----------	-------	----------	-----------	----------	------	----------	----	----

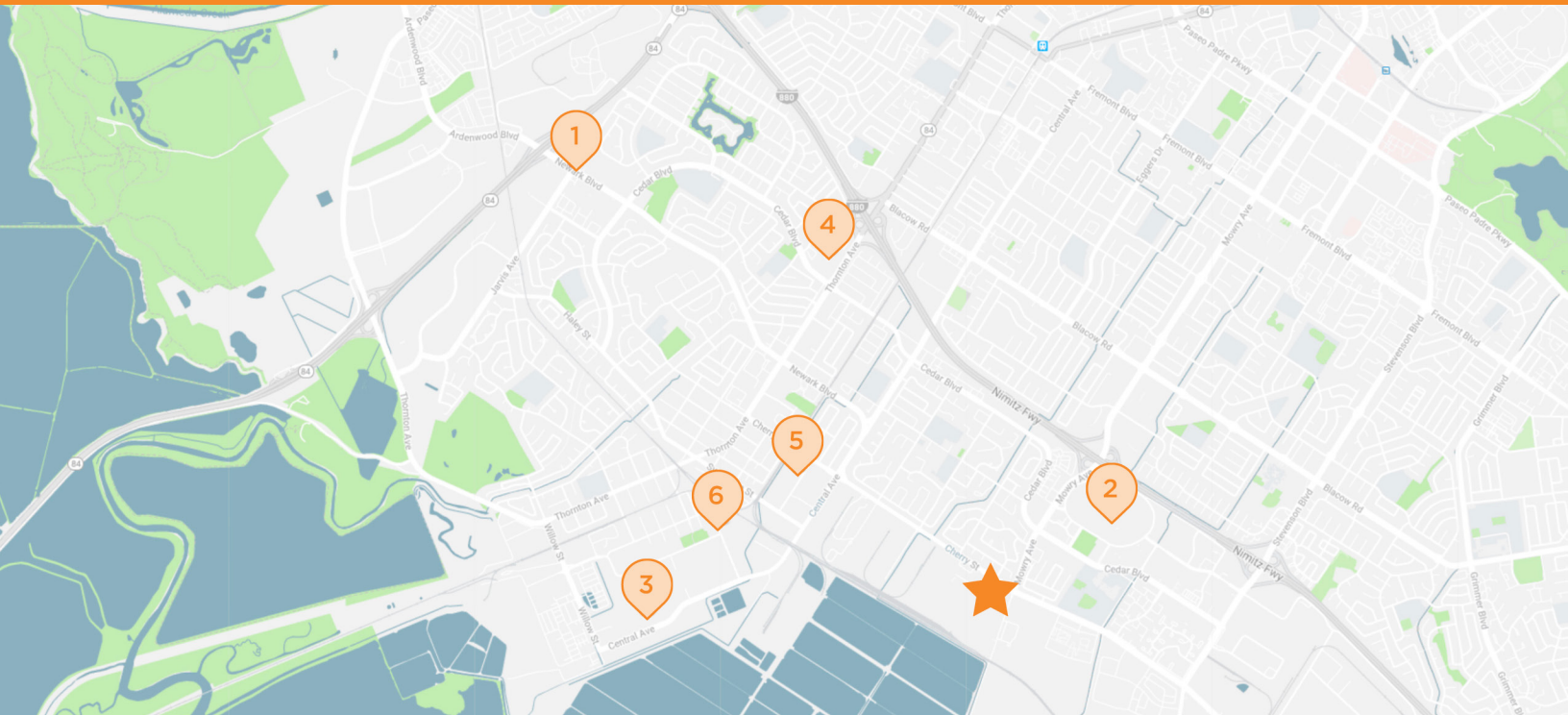
CHERRY COMMERCE CENTER

38875-38995 Cherry Street Newark, CA 94560



CHERRY COMMERCE CENTER

38875-38995 Cherry Street Newark, CA 94560



CHERRY COMMERCE CENTER

38875-38995 Cherry St., Newark, CA 94560



WELLS FARGO

34988 Newark Blvd.
Newark, CA



NEWPARK MALL

2086 Newpark Mall
Newark, CA



FEDEX SHIPPING

8333 Central Ave.
Newark, CA



HOME DEPOT

5401 Thornton Ave.
Newark, CA



US POST OFFICE

6655 Clark Ave.
Newark, CA



ELITE RECYCLING SERVICES

37366 Filbert St.
Newark, CA