

# ANAHEIM LANDING

1440-1 S. State College Blvd. Anaheim, CA 92806



Available SF  
**1,300-1,740 SF**

Renovated  
**2022**

Clear Height  
**16'-20'**

Location  
**ANAHEIM, CA**



- Multi-tenant industrial park in Anaheim's established industrial corridor
- Warehouse suites with loading access and office components
- Convenient connectivity to major Orange County transportation routes

## FOR MORE INFORMATION

### **Giselle Elsahragty**

Leasing Manager

BKM Management Company

P. 949.807.3718

E. GELSAHRAGTY@BKMMGMT.COM

### **Hayden Socci**

Leasing Agent

Voit Co.

P. 714.935.2379

E. HSOCCI@VOITCO.COM

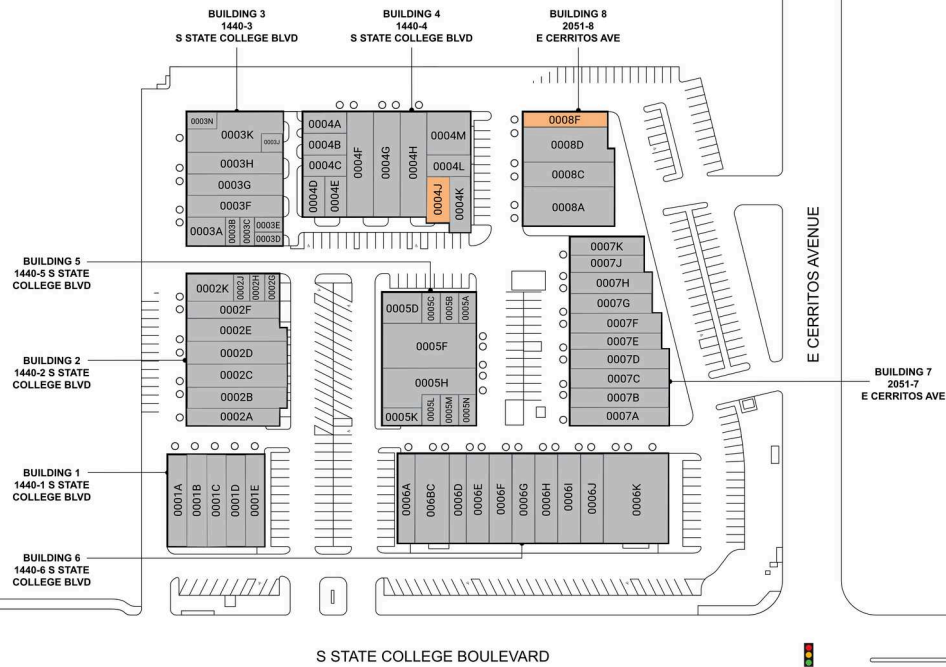
# ANAHEIM LANDING

1440-1 S. State College Blvd. Anaheim, CA 92806



**LEGEND**

- ▲ DOCK HIGH DOORS
- GRADE LEVEL DOORS




● AVAILABLE ● OCCUPIED

## CURRENT AVAILABILITIES

BUILDING	SUITE	TOTAL SF	OFFICE SF	OFFICE %	TYPE	CLEAR HT	GL	DL
N/a	0004J	1,300	N/A	N/A	N/A	N/A	N/A	N/A
N/a	0008F	1,740	N/A	N/A	N/A	N/A	N/A	N/A

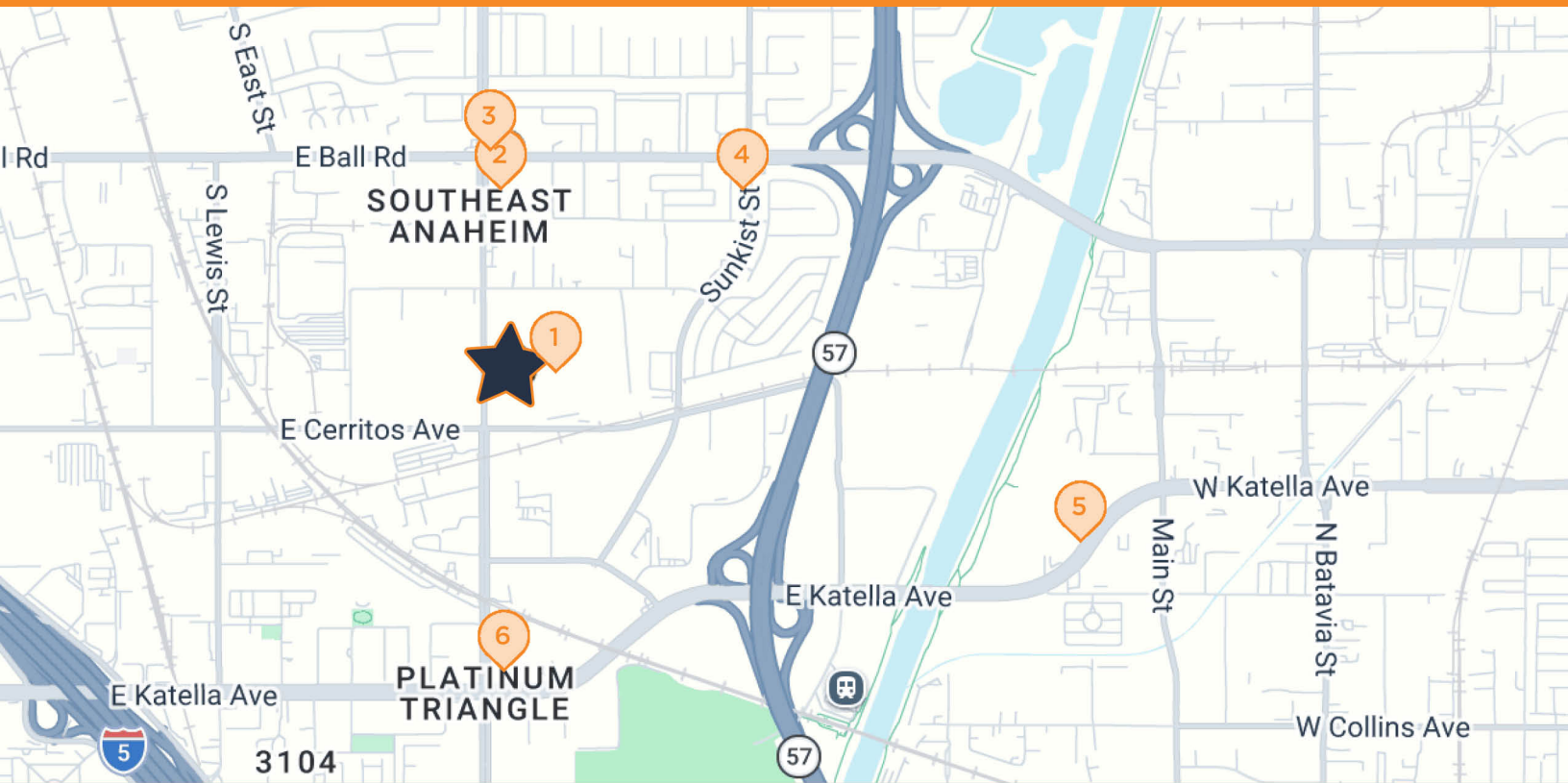
# ANAHEIM LANDING

1440-1 S. State College Blvd. Anaheim, CA 92806



# ANAHEIM LANDING

1440-1 S. State College Blvd. Anaheim, CA 92806



## STADIUM LANDING X ANAHEIM

1440-1 S. State College Blvd, Anaheim, CA 92806

**1 FEDEX OFFICE SHIP CENTER**  
1440 S State College Blvd, Anaheim, CA

**2 STARBUCKS**  
2013 E Ball Rd, Anaheim, CA

**3 CHEVRON**  
1198 S State College Blvd, Anaheim, CA

**4 ARCO**  
2445 E Ball Rd, Anaheim, CA

**5 JERSEY MIKES**  
1623 W Katella Ave, Orange, CA

**6 TOWNEPLACE SUITES BY MARRIOTT**  
1730 S State College Blvd, Anaheim, CA