

SKY HARBOR LANDING

2405 West University Drive & 912-918 South Park Lane Tempe, AZ 85281



Available SF
16,819-16,819 SF

Renovated
2025

Clear Height
14'-20'

Location
TEMPE, AZ



- Situated near SR-202, I-10, SR-143, and Phoenix Sky Harbor International Airport, offering superior accessibility for logistics and distribution
- Spanning 7.84 acres, designed to accommodate a variety of industrial and warehouse operations
- Offers a clear height of 14'-20' and 125 parking spaces, ensuring functionality and convenience
- Ideal for businesses seeking a well-connected, high-efficiency space in Phoenix

FOR MORE INFORMATION

Ricky Borane
Leasing Manager
BKM Management Company
P. 602.362.0803
E. RBORANE@BKMMGMT.COM

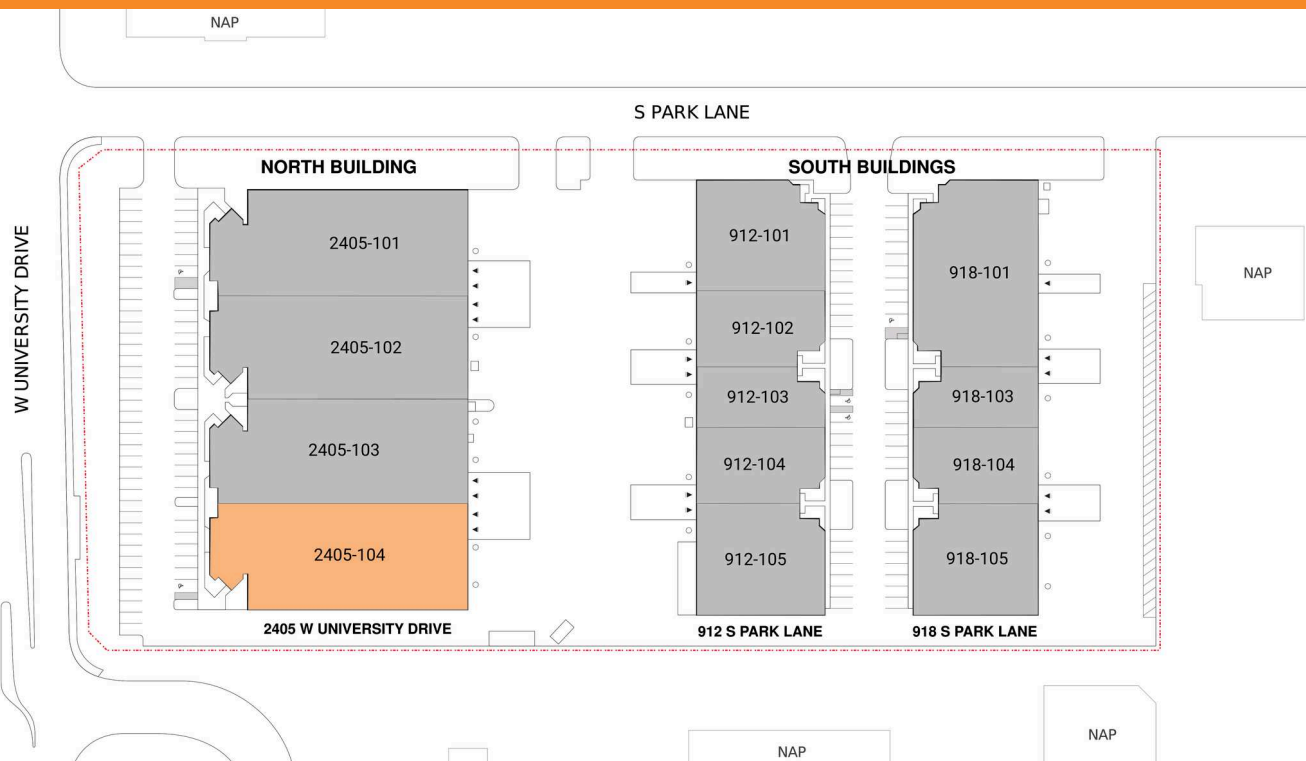
SKY HARBOR LANDING

2405 West University Drive & 912-918 South Park Lane Tempe, AZ 85281



LEGEND

- ▲ DOCK HIGH DOORS
- GRADE LEVEL DOORS



● AVAILABLE ● OCCUPIED

CURRENT AVAILABILITIES

BUILDING	SUITE	TOTAL SF	OFFICE SF	OFFICE %	TYPE	CLEAR HT	GL	DL
2405	2405-104	16,819	2,031	12%	IND	16	2	2

SKY HARBOR LANDING

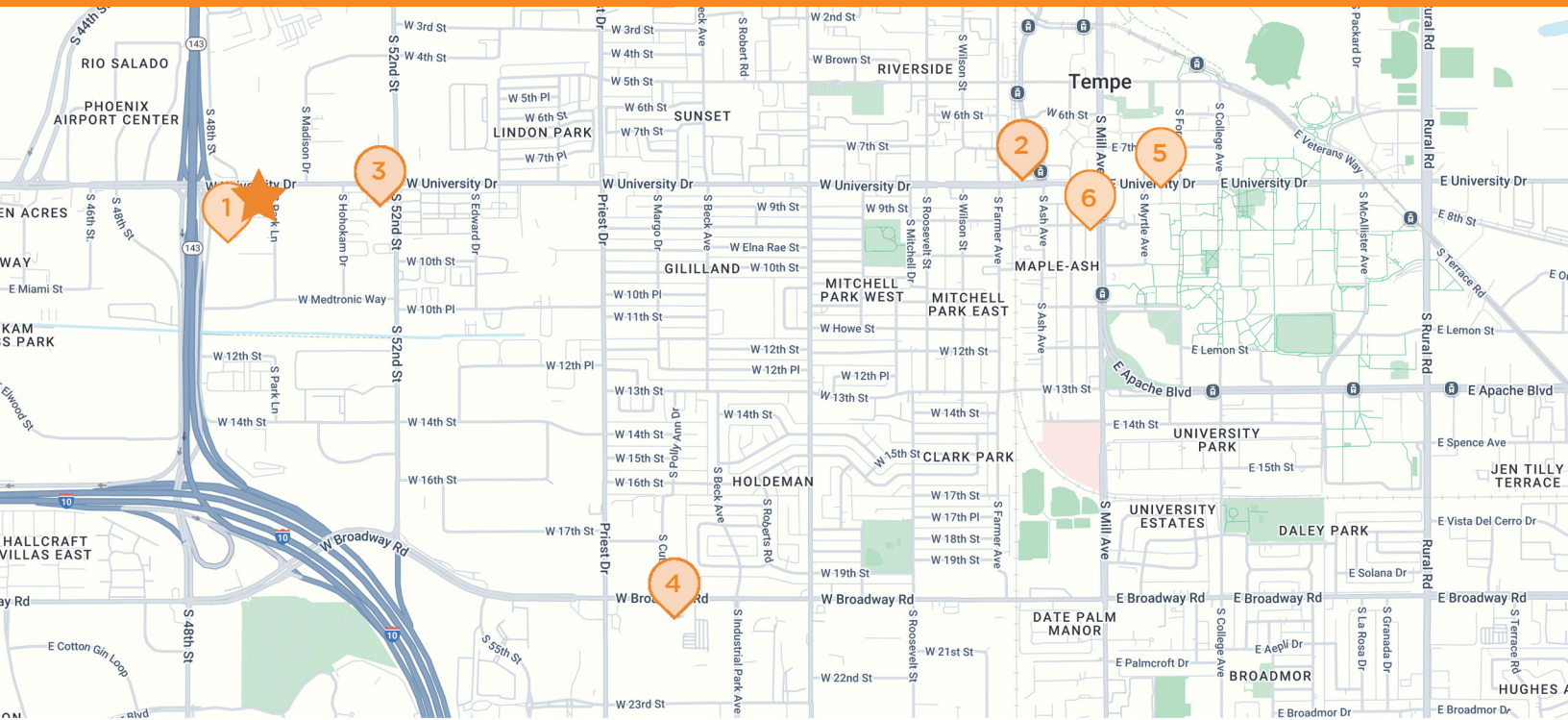
2405 West University Drive & 912-918 South Park Lane Tempe, AZ 85281





SKY HARBOR LANDING



2405 West University Drive & 912-918 South Park Lane Tempe, AZ 85281



 **SKY HARBOR LANDING**
2405 West University Drive & 912-918 South Park Lane, Tempe, AZ, 85281


 **1 LA QUINTA INN**
911 S 48th St
Tempe, AZ

 **2 WHOLE FOODS MARKET**
750 S Ash Ave Ste 101
Tempe, AZ

 **3 QUIKTRIP**
2111 W University Dr
Tempe, AZ

 **4 ACE HARDWARE**
1153 W Broadway Rd
Tempe, AZ

 **5 STARBUCKS**
116 E University Dr
Tempe, AZ

 **6 CHASE BANK**
830 S Mill Ave
Tempe, AZ