

# 217 DISTRIBUTION CENTER

10950-11065 SW 11th ST Beaverton, OR 97005



Available SF

Renovated  
**2023**

Clear Height

-

Location

**BEAVERTON, OR**



- Quick access to the entire Portland Metro & the Pacific Northwest. Adjacent to Highway 217, 8 miles from downtown Portland, 5 miles from I-5 and 20 miles from Portland International Airport
- 68 dock-high & 12 grade level doors, 18'-24' clear heights
- Fully sprinklered, 3 phase power, IND zoning
- Access to the Southwest Submarket's rapidly increasing population
- Located in Beaverton's Enterprise Zone and E-commerce Zone

## FOR MORE INFORMATION

**Niccolina Merlino**

Leasing Manager

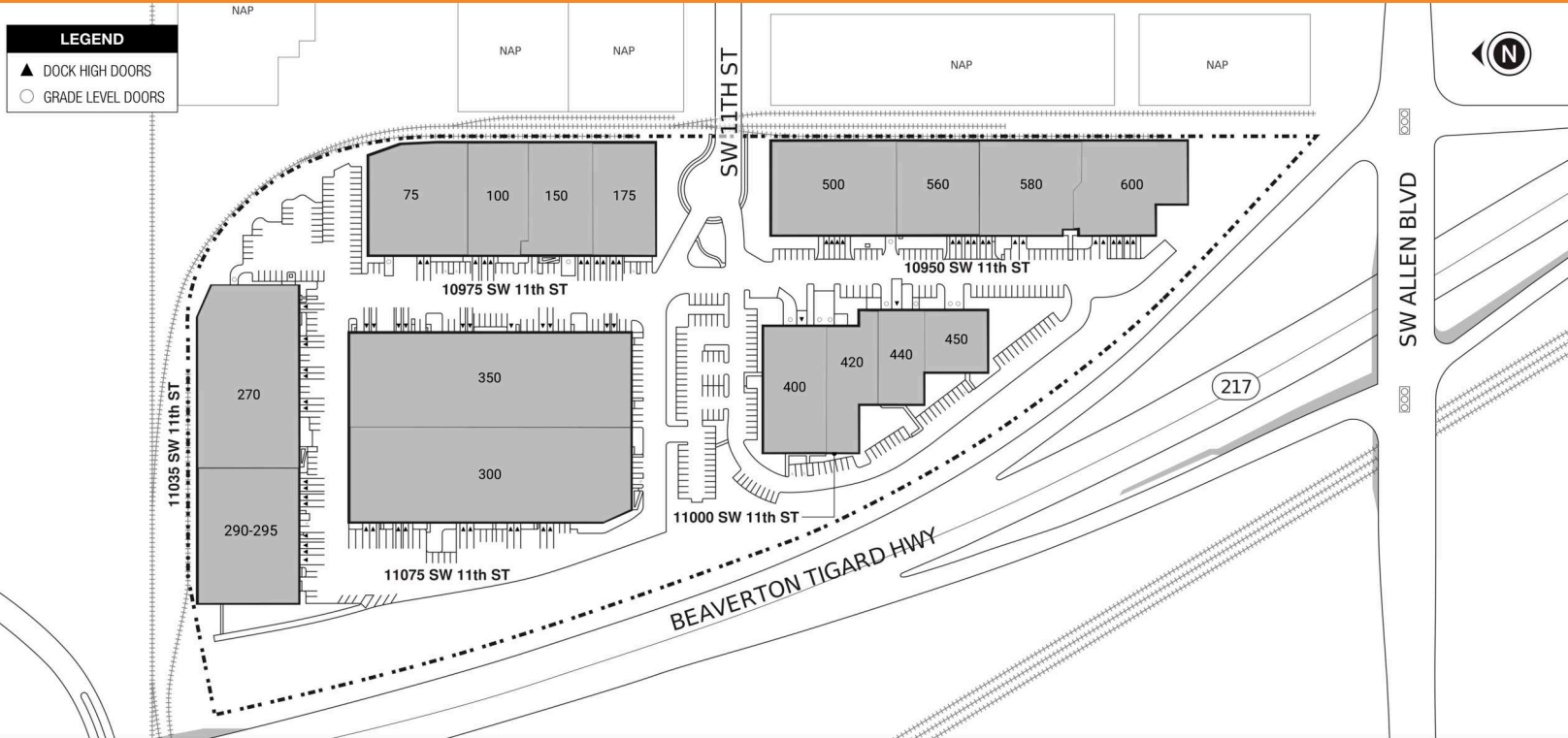
BKM Management Company

P. 206.487.7044

E. [NMERLINO@BKMMGMT.COM](mailto:NMERLINO@BKMMGMT.COM)

# 217 DISTRIBUTION CENTER

10950-11065 SW 11th ST Beaverton, OR 97005



● AVAILABLE ● OCCUPIED

## CURRENT AVAILABILITIES

BUILDING	SUITE	TOTAL SF	OFFICE SF	OFFICE %	TYPE	CLEAR HT	GL	DL
----------	-------	----------	-----------	----------	------	----------	----	----

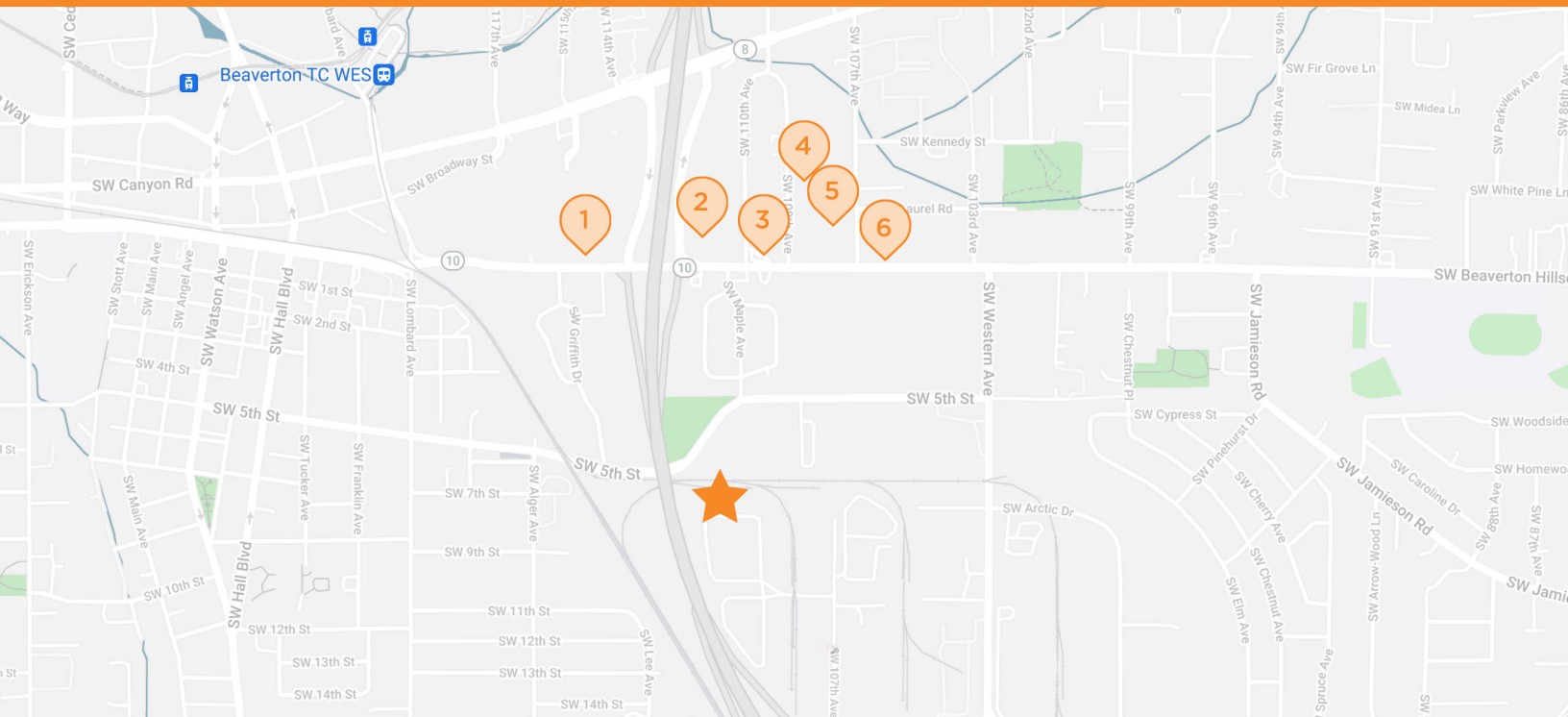
# 217 DISTRIBUTION CENTER

10950-11065 SW 11th ST Beaverton, OR 97005




# 217 DISTRIBUTION CENTER


10950-11065 SW 11th St Beaverton, OR 97005





 **217 DISTRIBUTION CENTER**  
10950-11065 SW 11th St., Beaverton, OR 97005

 **1 WELLS FARGO**  
11601 SW Beaverton  
Hillsdale Hwy  
Beaverton, OR

 **2 HOME DEPOT**  
4401 SW 110th Ave  
Beaverton, OR

 **3 ARCO**  
10975 SW Beaverton  
Hillsdale Hwy  
Beaverton, OR

 **4 TARGET**  
10775 SW Beaverton  
Hillsdale Hwy  
Beaverton, OR

 **5 STARBUCKS**  
10775 SW Beaverton  
Hillsdale Hwy  
Beaverton, OR

 **6 CHICK-FIL-A**  
10657 SW Beaverton  
Hillsdale Hwy  
Beaverton, OR