

CORPORATE WAY CENTER

3400 Corporate Way Duluth, GA 30096



Available SF

Renovated
2026

Clear Height

-

Location

DULUTH, GA



- Centrally located off Peachtree Industrial Boulevard
- 18' clear height with functional suite sizes
- Dock-high and grade-level loading
- 40' x 40' column spacing
- LED lighting

FOR MORE INFORMATION

Adam Murray

Leasing Manager

BKM Management

P. 702.359.4858

E. AMURRAY@BKMMGMT.COM

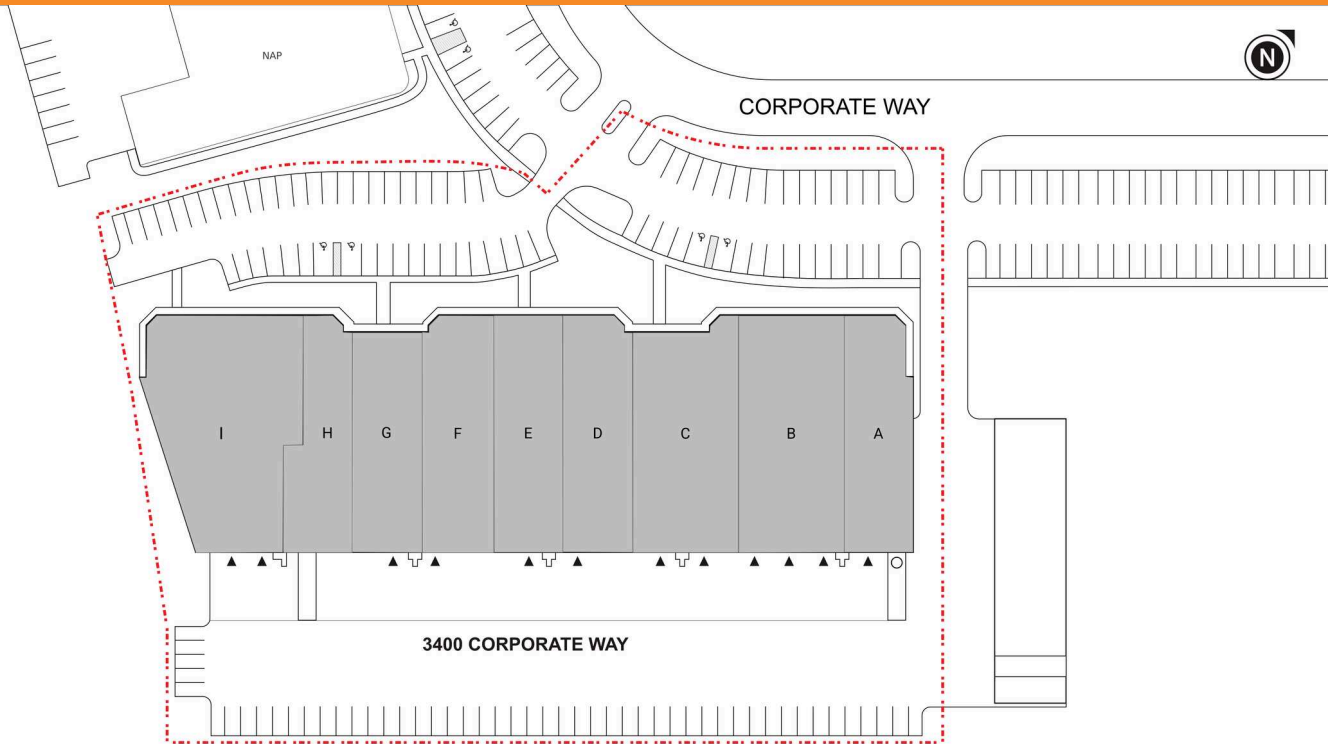
CORPORATE WAY CENTER

3400 Corporate Way Duluth, GA 30096



LEGEND

- ▲ DOCK HIGH DOORS
- GRADE LEVEL DOORS



● AVAILABLE ● OCCUPIED

CURRENT AVAILABILITIES

| BUILDING | SUITE | TOTAL SF | OFFICE SF | OFFICE % | TYPE | CLEAR HT | GL | DL |
|----------|-------|----------|-----------|----------|------|----------|----|----|
|----------|-------|----------|-----------|----------|------|----------|----|----|

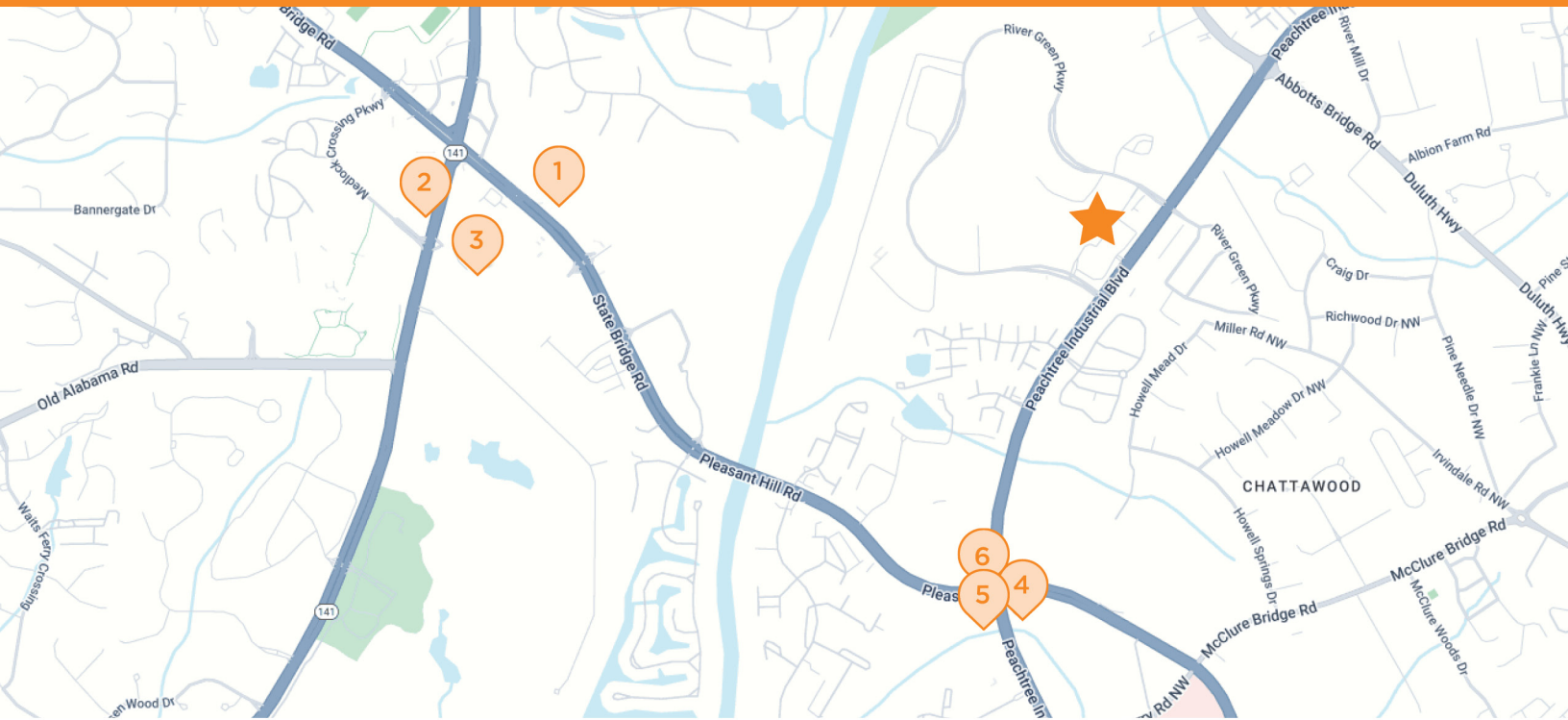
CORPORATE WAY CENTER

3400 Corporate Way Duluth, GA 30096




CORPORATE WAY CENTER

3400 Corporate Way Duluth, GA 30096





 **CORPORATE WAY CENTER**
3400 Corporate Way, Duluth, GA 30096

 **PUBLIX SUPER MARKET**
5805 State Bridge Rd
Johns Creek, GA

 **DUTCH BROS COFFEE**
9630 Medlock Bridge Rd
Johns Creek, GA

 **TARGET**
5950 State Bridge Rd
Johns Creek, GA

 **CVS**
4110 Pleasant Hill Rd
Duluth, GA

 **STARBUCKS**
3501 Peachtree Industrial Blvd
Duluth, GA

 **SHELL**
3495 Peachtree Industrial Blvd
Duluth, GA