

# ELWOOD INDUSTRIAL PARK

4202 E. Elwood St. Phoenix, AZ 85040




Available SF  
**2,016-2,016 SF**

Renovated  
**2025**

Clear Height

-

Location  
**PHOENIX, AZ**



- 133,076 SF multi-tenant complex with four buildings in a prime Airport submarket location.
- Offers 18' clear heights, 12 dock-high doors, and 18 grade-level doors for diverse industrial operations.
- Flexible suite sizes to accommodate various business needs.
- Excellent access to major freeways and Phoenix Sky Harbor International Airport for streamlined distribution.

## FOR MORE INFORMATION

### Ricky Borane

Leasing Manager  
BKM Management Company  
P. 602.362.0803  
E. [RBORANE@BKMMGMT.COM](mailto:RBORANE@BKMMGMT.COM)

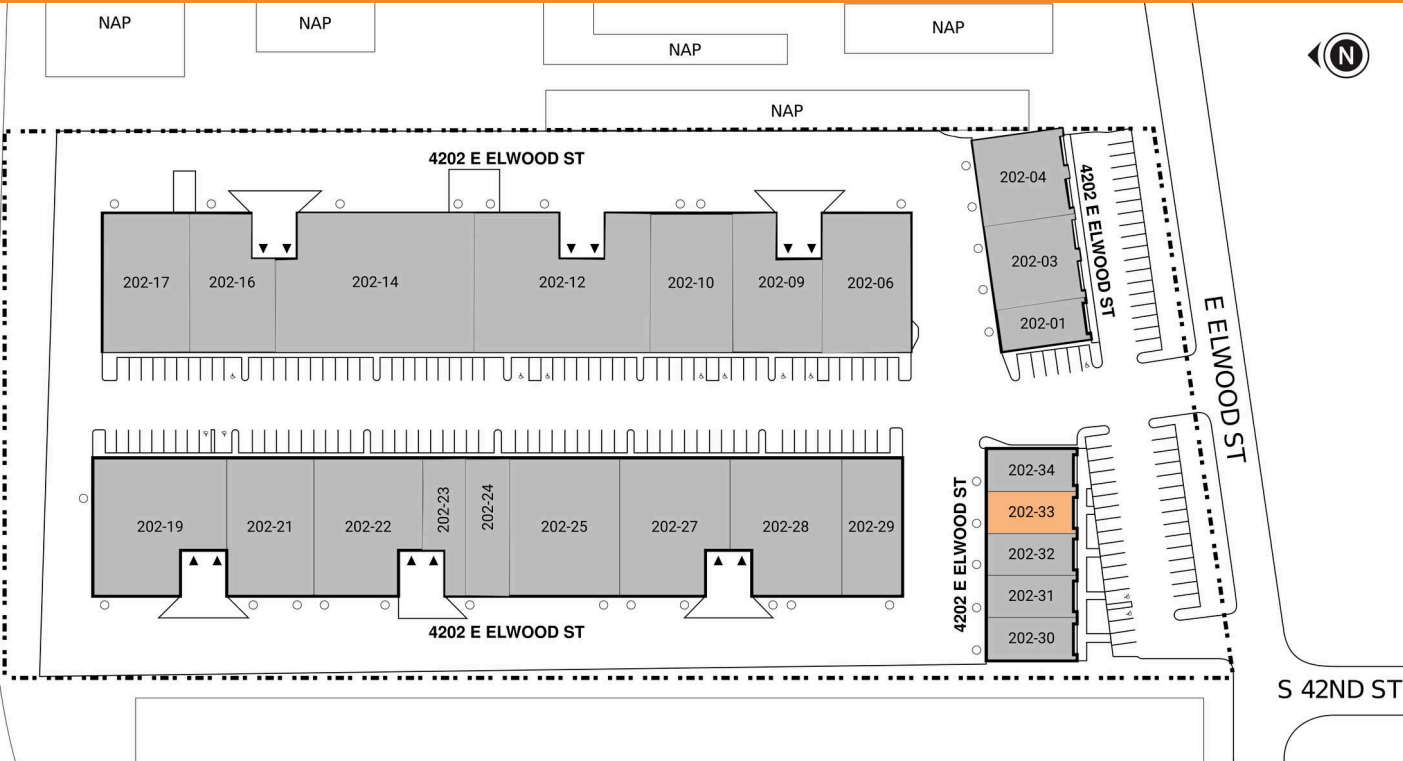
# ELWOOD INDUSTRIAL PARK

4202 E. Elwood St. Phoenix, AZ 85040



**LEGEND**

- ▲ DOCK HIGH DOORS
- GRADE LEVEL DOORS



● AVAILABLE ● OCCUPIED

## CURRENT AVAILABILITIES

BUILDING	SUITE	TOTAL SF	OFFICE SF	OFFICE %	TYPE	CLEAR HT	GL	DL
	202-33	2,016	1,019	50%	N/A	13	1	0

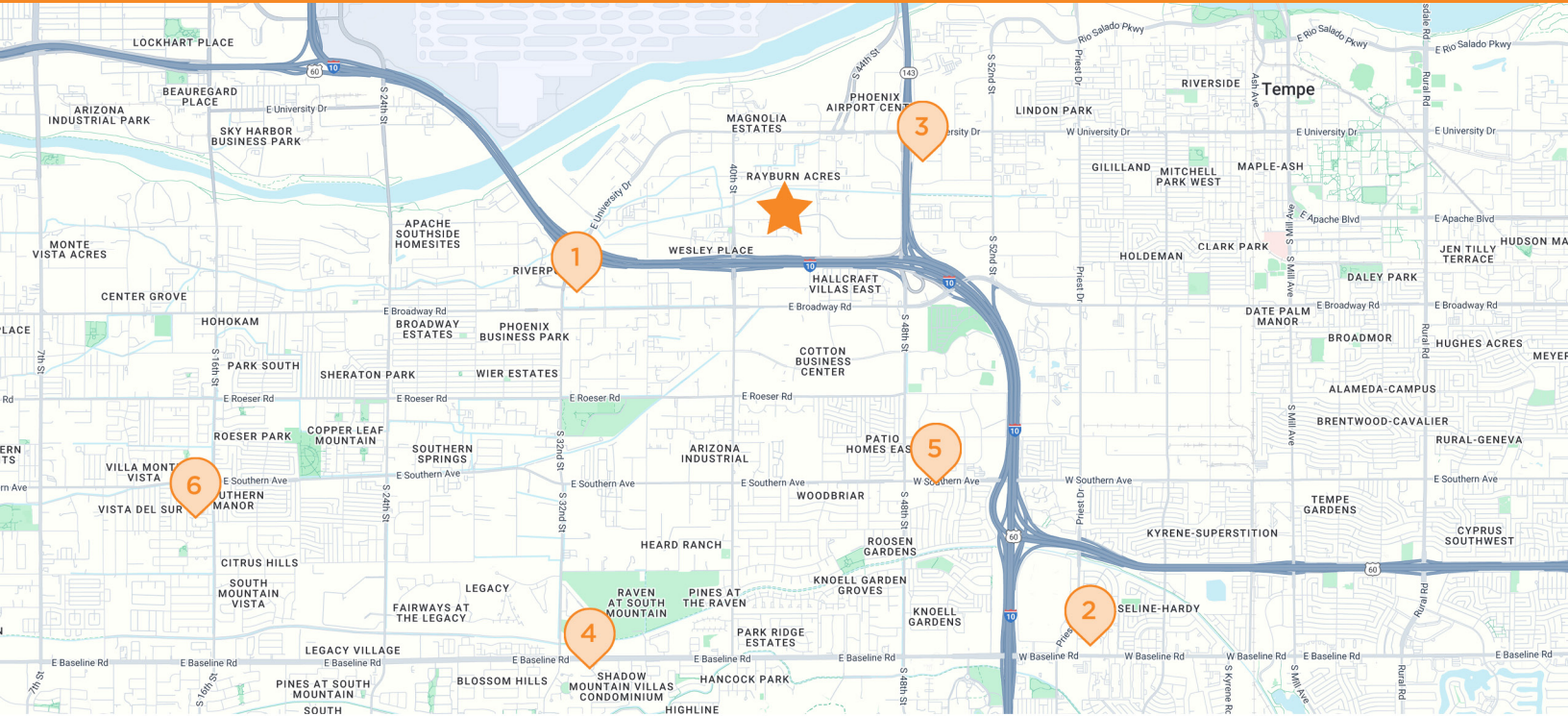
# ELWOOD INDUSTRIAL PARK

4202 E. Elwood St. Phoenix, AZ 85040



# ELWOOD INDUSTRIAL PARK

4202 E. Elwood St. Phoenix, AZ 85040



 **ELWOOD INDUSTRIAL PARK**  
4202 E. Elwood St., Phoenix, AZ 85040

**1 ARCO**  
1725 Arnold Industrial Pl  
Concord, CA

**2 HAMPTON INN**  
1785 Pine St  
Concord, CA

**3 SAFEWAY**  
2600 Willow Pass Rd  
Concord, CA

**4 COSTCO WHOLESALE**  
2400 Monument Blvd  
Concord, CA

**5 STARBUCKS**  
3373 Port Chicago Hwy  
Concord, CA

**6 CHASE BANK**  
2097 Salvio St  
Concord, CA