

# WEST VALLEY BUSINESS PARK

19226 66th Avenue Kent, WA 98032



Available SF  
**505-1,819 SF**

Renovated  
**2024**

Clear Height  
-

Location  
**KENT, WA**



- Professional image environment
- Extensive improvements underway
- Excellent visibility off of Hwy-181
- Quick access to major area highways
- Flexible floor plan options available
- Ability to expand during initial lease term
- Park now offering outside broker commissions

## FOR MORE INFORMATION

### Sean Durkin

Leasing Agent

Lee & Associates

P. 425.830.2647

E. SDURKIN@LEE-ASSOCIATES.COM

### John Brussa

Leasing Agent

P. 425.891.1424

E. JBRUSSA@LEE-ASSOCIATES.COM

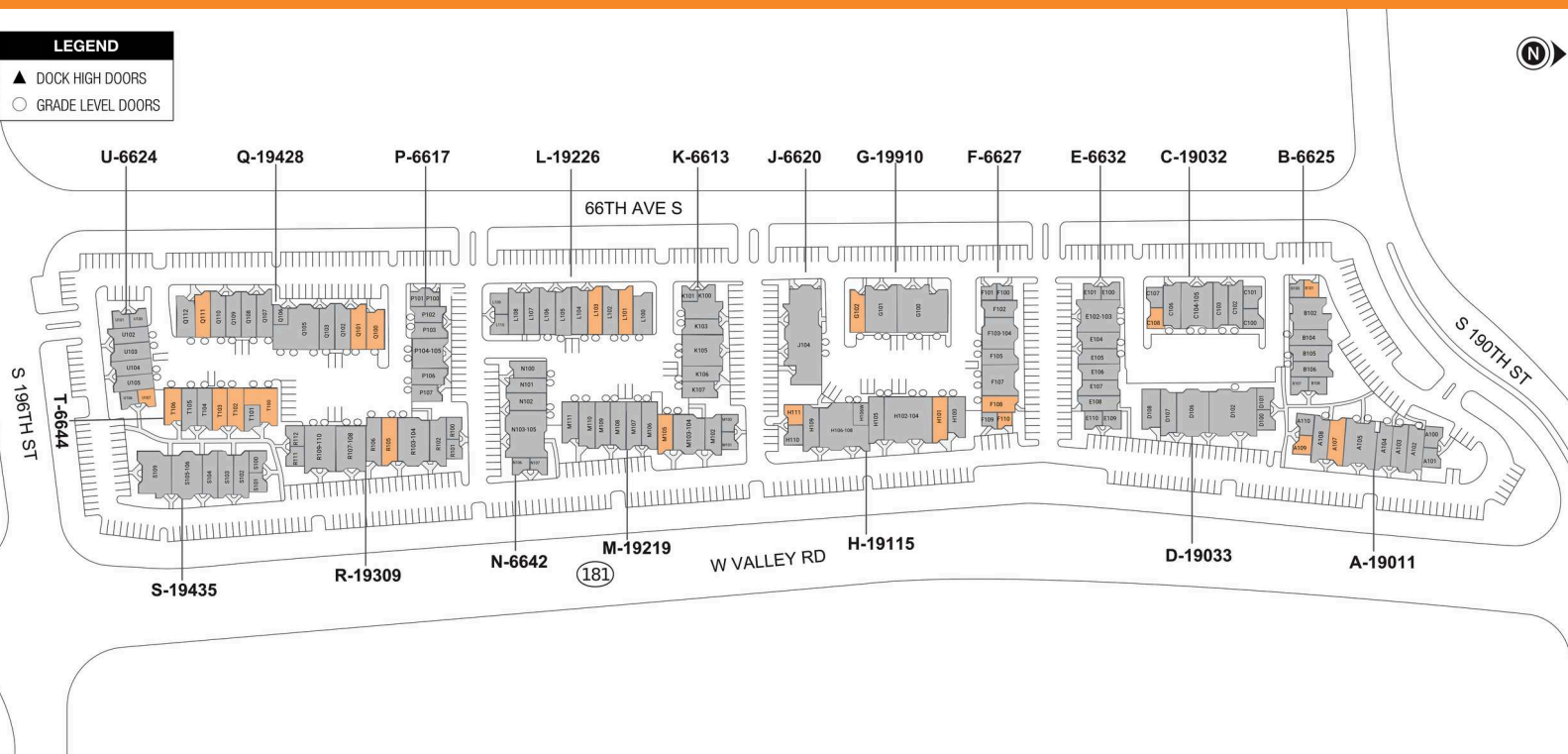
# WEST VALLEY BUSINESS PARK

19226 66th Avenue Kent, WA 98032



**LEGEND**

- ▲ DOCK HIGH DOORS
- GRADE LEVEL DOORS



● AVAILABLE ● OCCUPIED

## CURRENT AVAILABILITIES

| BUILDING | SUITE | TOTAL SIZE | OFFICE SIZE | OFFICE % | TYPE | CLEAR HT | GL | DL |
|----------|-------|------------|-------------|----------|------|----------|----|----|
| A        | A107  | 1,405      | 1,405       | 100      | OFF  | 8        | 0  | 0  |
| A        | A109  | 700        | 700         | 100      | OFF  | 0        | 0  | 0  |
| B        | B101  | 505        | 505         | 100      | OFF  | 0        | 0  | 0  |
| C        | C108  | 700        | 700         | 100      | OFF  | 7        | 0  | 0  |
| F        | F108  | 1,055      | 459         | 44       | IND  | 10       | 1  | 0  |
| F        | F110  | 505        | 505         | 100      | OFF  | 0        | 0  | 0  |
| G        | G102  | 1,420      | 705         | 50       | 1    | 0        |    |    |
| H        | H101  | 1,418      | 605         | 43       | IND  | 0        | 1  | 0  |
| H        | H106O | 598        | 207         | 0        | IND  | 0        | 0  |    |
| H        | H111  | 700        | 700         | 100      | OFF  | 0        | 0  | 0  |
| L        | L101  | 1,409      | 642         | 46       | IND  | 10       | 1  | 0  |
| L        | L103  | 1,400      | 458         | 33       | IND  | 12       | 1  | 0  |
| M        | M105  | 1,225      | 595         | 49       | IND  | 0        | 1  | 0  |
| Q        | Q100  | 1,405      | 801         | 57       | IND  | 10       | 1  | 0  |
| Q        | Q101  | 1,400      | 593         | 42       | IND  | 0        | 1  | 0  |
| Q        | Q111  | 1,397      | 456         | 33       | IND  | 0        | 1  | 0  |
| R        | R105  | 1,406      | 947         | 67       | IND  | 10       | 1  | 0  |

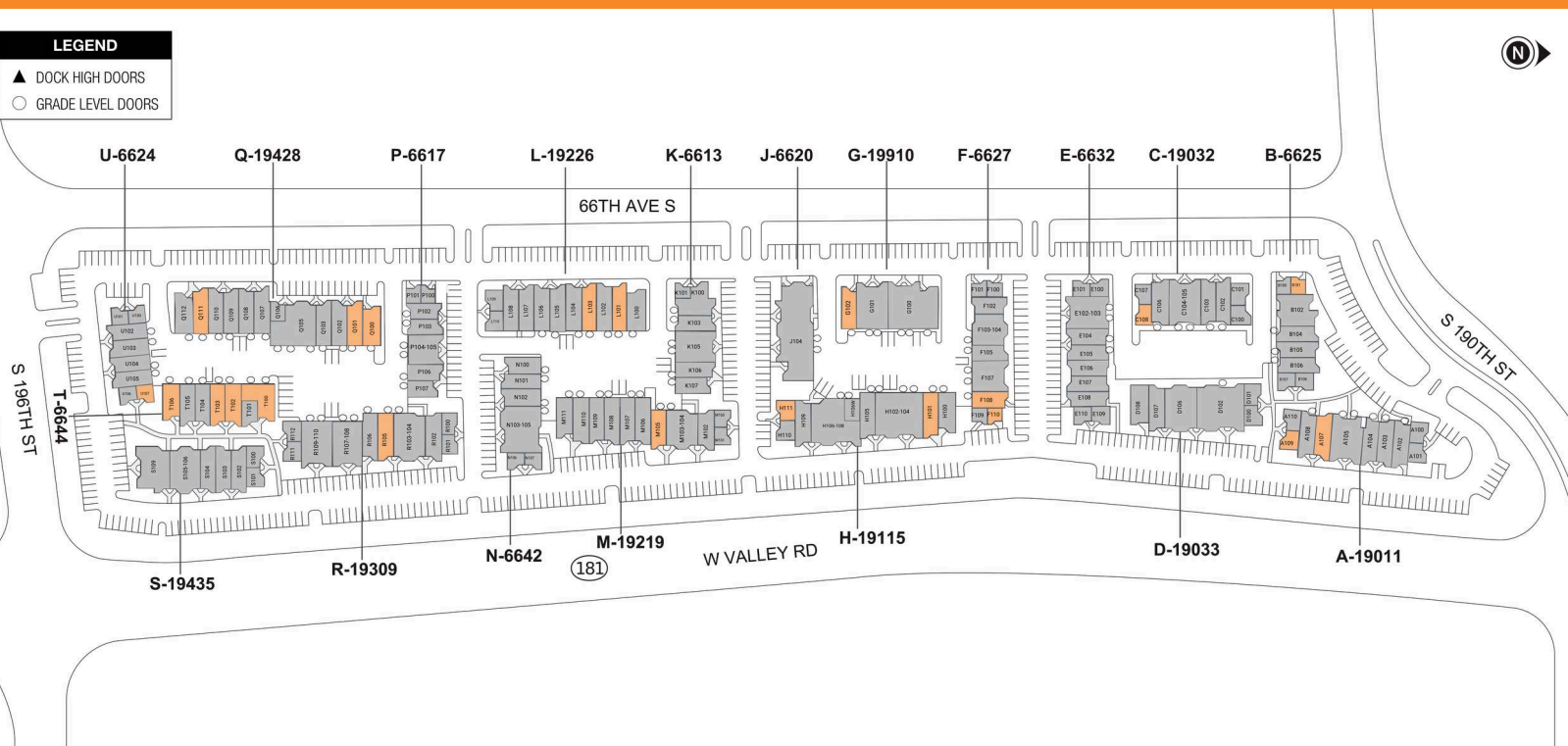
# WEST VALLEY BUSINESS PARK

19226 66th Avenue Kent, WA 98032



**LEGEND**

- ▲ DOCK HIGH DOORS
- GRADE LEVEL DOORS



● AVAILABLE    ● OCCUPIED

## CURRENT AVAILABILITIES

| BUILDING | SUITE | TOTAL SIZE | OFFICE SIZE | OFFICE % | TYPE | CLEAR HT | GL | DL |
|----------|-------|------------|-------------|----------|------|----------|----|----|
| T        | T100  | 1,819      | 548         | 30       | OFF  | 2        | 0  |    |
| T        | T102  | 1,225      | 769         | 63       | IND  | 0        | 1  | 0  |
| T        | T103  | 1,225      | 471         | 38       | IND  | 0        | 1  | 0  |
| T        | T106  | 1,200      | 527         | 44       | IND  | 0        | 1  | 0  |
| U        | U107  | 600        | 600         | 100      | OFF  | 0        | 0  | 0  |

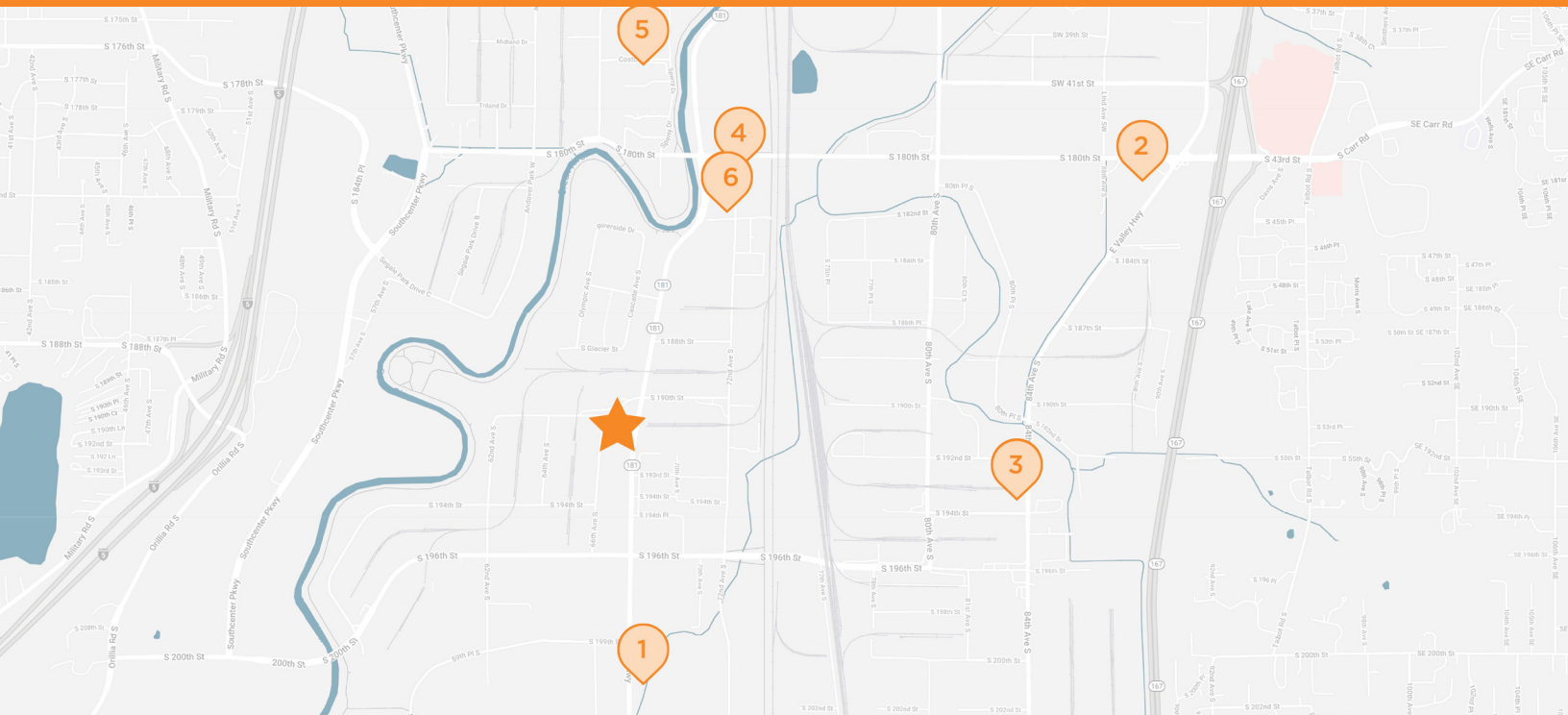
# WEST VALLEY BUSINESS PARK

19226 66th Avenue Kent, WA 98032



# WEST VALLEY BUSINESS PARK

19226 66th Avenue Kent, WA 98032



## WEST VALLEY BUSINESS PARK

19011, 19033, 19115, 19219, 19309 & 19435 W. Valley Rd., 19032, 19110, 19226 & 19428 66th Avenue S, 6625 S 190th St., 6632 & 6627 S 191st Pl., 6620 & 6613 S 192nd Pl., 6613 & 3342 S 193rd Pl., 6644 & 6624 S 196th Pl., Kent, WA 98032



### 1 UMPQUA BANK

20038 68th Avenue S #102  
Kent, WA



### 2 STARBUCKS

8825 S 180th St.  
Kent, WA



### 3 TEXACO GAS STATION

19243 4th Avenue S  
Kent, WA



### 4 HOME DEPOT

6810 S 180th St.  
Kent, WA



### 5 COSTCO WHOLESALE

400 Costco Drive, #150  
Kent, WA



### 6 TOWNEPLACE SUITES

18123 72nd Avenue S  
Kent, WA