

WEST VALLEY BUSINESS PARK

19226 66th Avenue Kent, WA 98032



Available SF
505-2,800 SF

Renovated
2024

Clear Height
-

Location
KENT, WA



- Professional image environment
- Extensive improvements underway
- Excellent visibility off of Hwy-181
- Quick access to major area highways
- Flexible floor plan options available
- Ability to expand during initial lease term
- Park now offering outside broker commissions

FOR MORE INFORMATION

Sean Durkin

Leasing Agent

Lee & Associates

P. 425.830.2647

E. SDURKIN@LEE-ASSOCIATES.COM

John Brussa

Leasing Agent

P. 425.891.1424

E. JBRUSSA@LEE-ASSOCIATES.COM

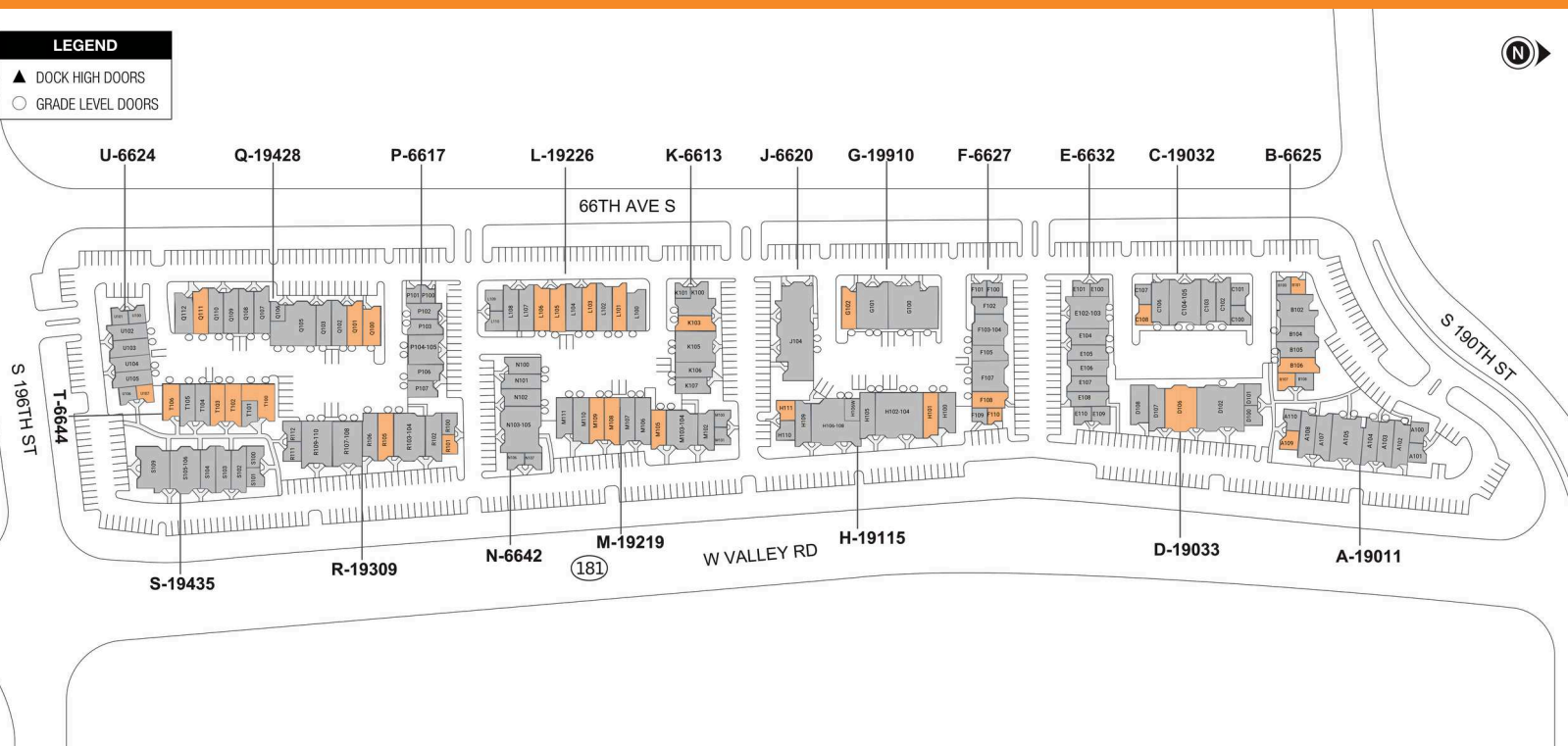
WEST VALLEY BUSINESS PARK

19226 66th Avenue Kent, WA 98032



LEGEND

- ▲ DOCK HIGH DOORS
- GRADE LEVEL DOORS



● AVAILABLE ● OCCUPIED

CURRENT AVAILABILITIES

BUILDING	SUITE	TOTAL SIZE	OFFICE SIZE	OFFICE %	TYPE	CLEAR HT	GL	DL
A	A109	700	700	100	OFF	0	0	0
B	B101	505	505	100	OFF	0	0	0
B	B106	1,225	654	53	OFF	8	1	0
B	B107	600	600	100	OFF	8	0	0
C	C108	700	700	100	OFF	7	0	0
D	D106	2,800	2,800	100	OFF	8	0	0
F	F108	1,055	459	44	IND	10	1	0
F	F110	505	505	100	OFF	0	0	0
G	G102	1,420	705	50	1	0		
H	H101	1,418	605	43	IND	0	1	0
H	H106O	598	207	0	IND	0	0	
H	H111	700	700	100	OFF	0	0	0
K	K103	1,242	647	52	IND	10	1	0
L	L101	1,409	642	46	IND	10	1	0
L	L103	1,400	458	33	IND	12	1	0
L	L105	1,358	772	57	IND	10	1	0
L	L106	1,412	778	55	IND	10	1	0

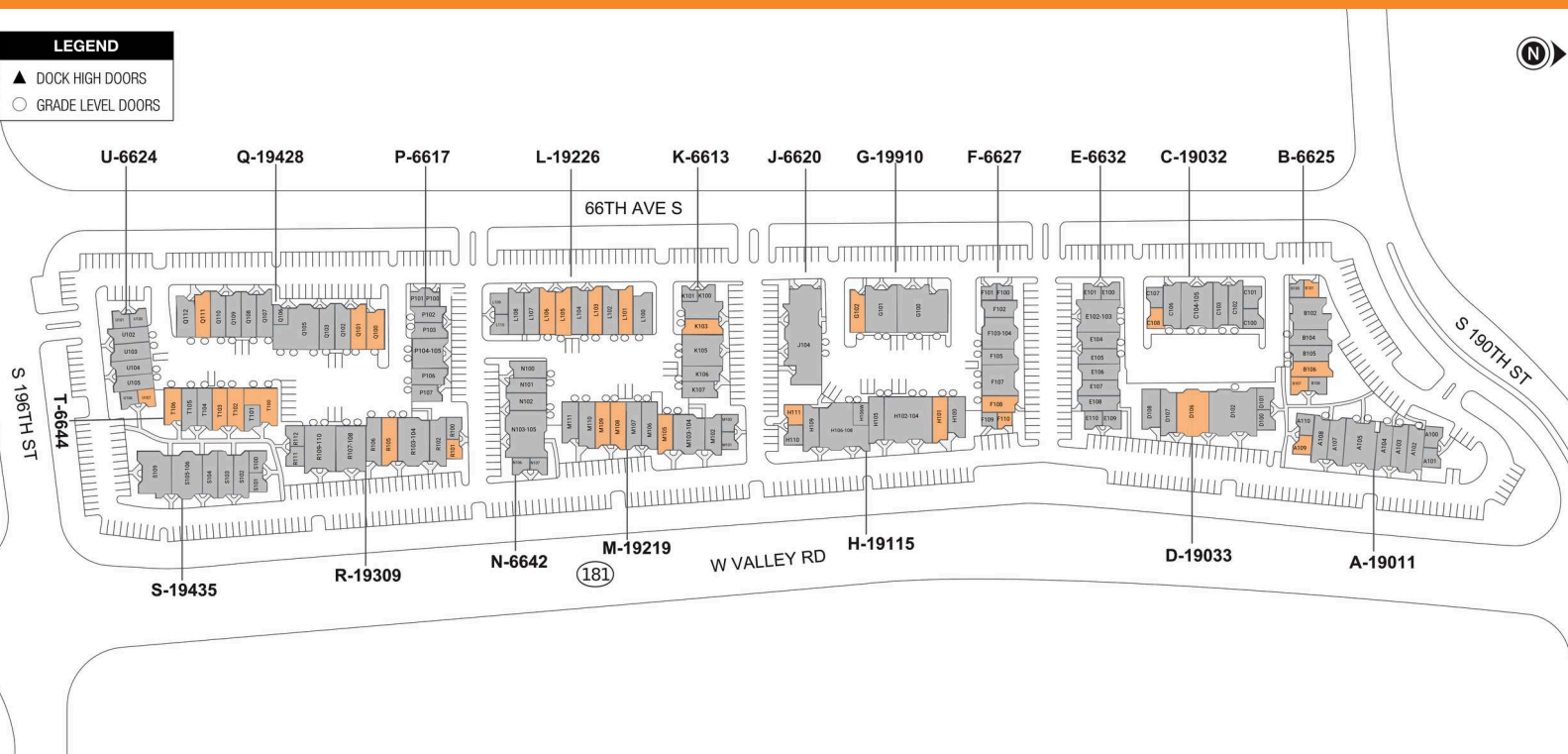
WEST VALLEY BUSINESS PARK

19226 66th Avenue Kent, WA 98032



LEGEND

- ▲ DOCK HIGH DOORS
- GRADE LEVEL DOORS



● AVAILABLE ● OCCUPIED

CURRENT AVAILABILITIES

BUILDING	SUITE	TOTAL SIZE	OFFICE SIZE	OFFICE %	TYPE	CLEAR HT	GL	DL
M	M105	1,225	595	49	IND	0	1	0
M	M108	1,400	480	34	IND	12	1	0
M	M109	1,400	595	43	IND	0	1	0
Q	Q100	1,405	801	57	IND	10	1	0
Q	Q101	1,400	593	42	IND	0	1	0
Q	Q111	1,397	456	33	IND	0	1	0
R	R101	700	700	100	OFF	0	0	0
R	R105	1,406	947	67	IND	10	1	0
T	T100	1,819	548	30	OFF	2	0	
T	T102	1,225	769	63	IND	0	1	0
T	T103	1,225	471	38	IND	0	1	0
T	T106	1,200	527	44	IND	0	1	0
U	U107	600	600	100	OFF	0	0	0

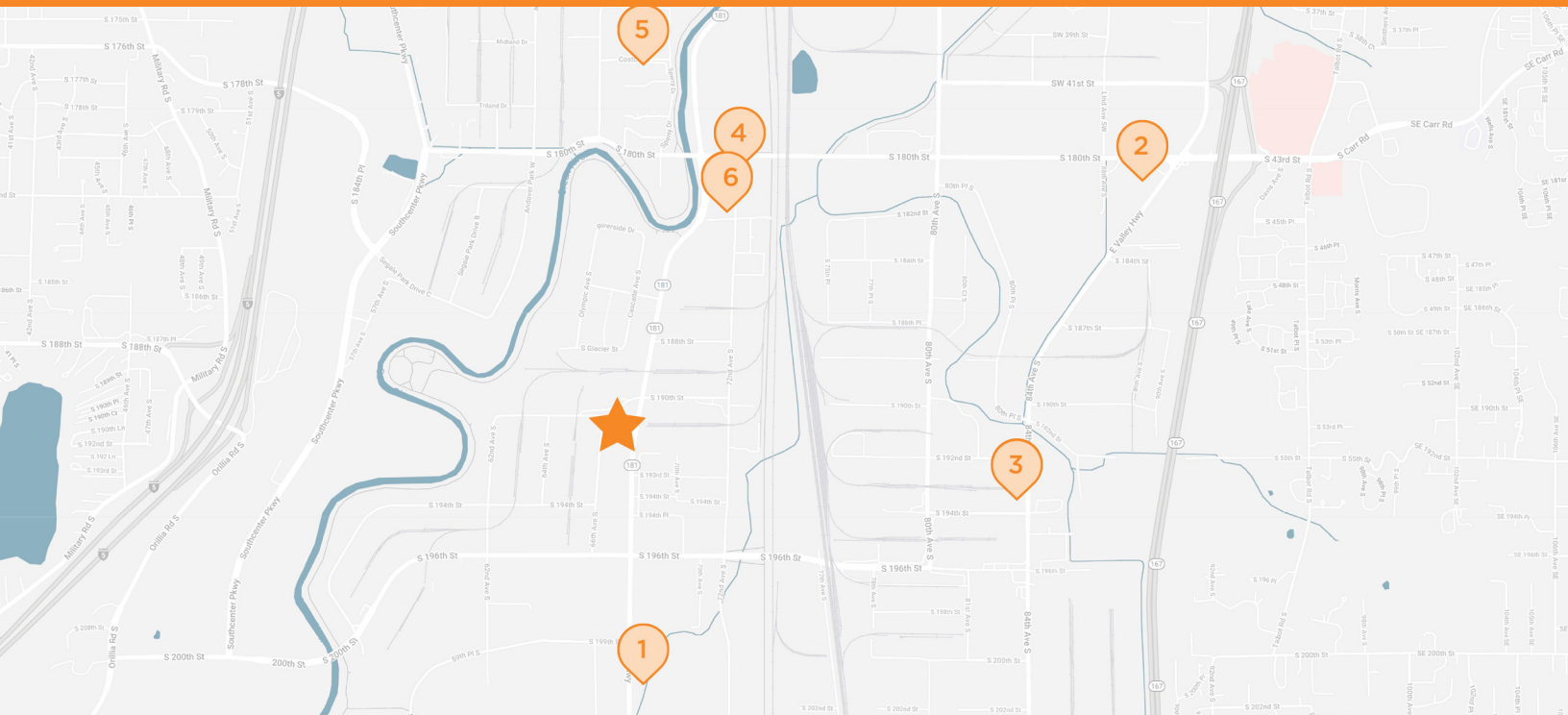
WEST VALLEY BUSINESS PARK

19226 66th Avenue Kent, WA 98032



WEST VALLEY BUSINESS PARK

19226 66th Avenue Kent, WA 98032



WEST VALLEY BUSINESS PARK
19011, 19033, 19115, 19219, 19309 & 19435 W. Valley Rd., 19032, 19110, 19226 & 19428 66th Avenue S,
6625 S 190th St., 6632 & 6627 S 191st Pl., 6620 & 6613 S 192nd Pl., 6613 & 3342 S 193rd Pl.,
6644 & 6624 S 196th Pl., Kent, WA 98032

1 UMPQUA BANK
20038 68th Avenue S #102
Kent, WA

2 STARBUCKS
8825 S 180th St.
Kent, WA

3 TEXACO GAS STATION
19243 4th Avenue S
Kent, WA

4 HOME DEPOT
6810 S 180th St.
Kent, WA

5 COSTCO WHOLESALE
400 Costco Drive, #150
Kent, WA

6 TOWNEPLACE SUITES
18123 72nd Avenue S
Kent, WA