

CANYON INDUSTRIAL CENTER

9424-9560 Chesapeake Dr San Diego, CA 92123



Available SF
1,300-18,692 SF

Renovated
2024

Clear Height
-

Location
SAN DIEGO, CA



- 13-BUILDING MULTI-TENANT INDUSTRIAL PARK
- CLOSE PROXIMITY TO I-15/SR-52/SR-163, SAN DIEGO INTERNATIONAL AIRPORT, AND THE PORT OF SAN DIEGO
- 14'-20' CLEAR HEIGHT DOORS
- 56 GRADE LEVEL; 7 DOCK HIGH

FOR MORE INFORMATION

Danny O'Leary
Leasing Manager
BKM Management Company
P. 858.348.8901
E. DOLEARY@BKMMGMT.COM

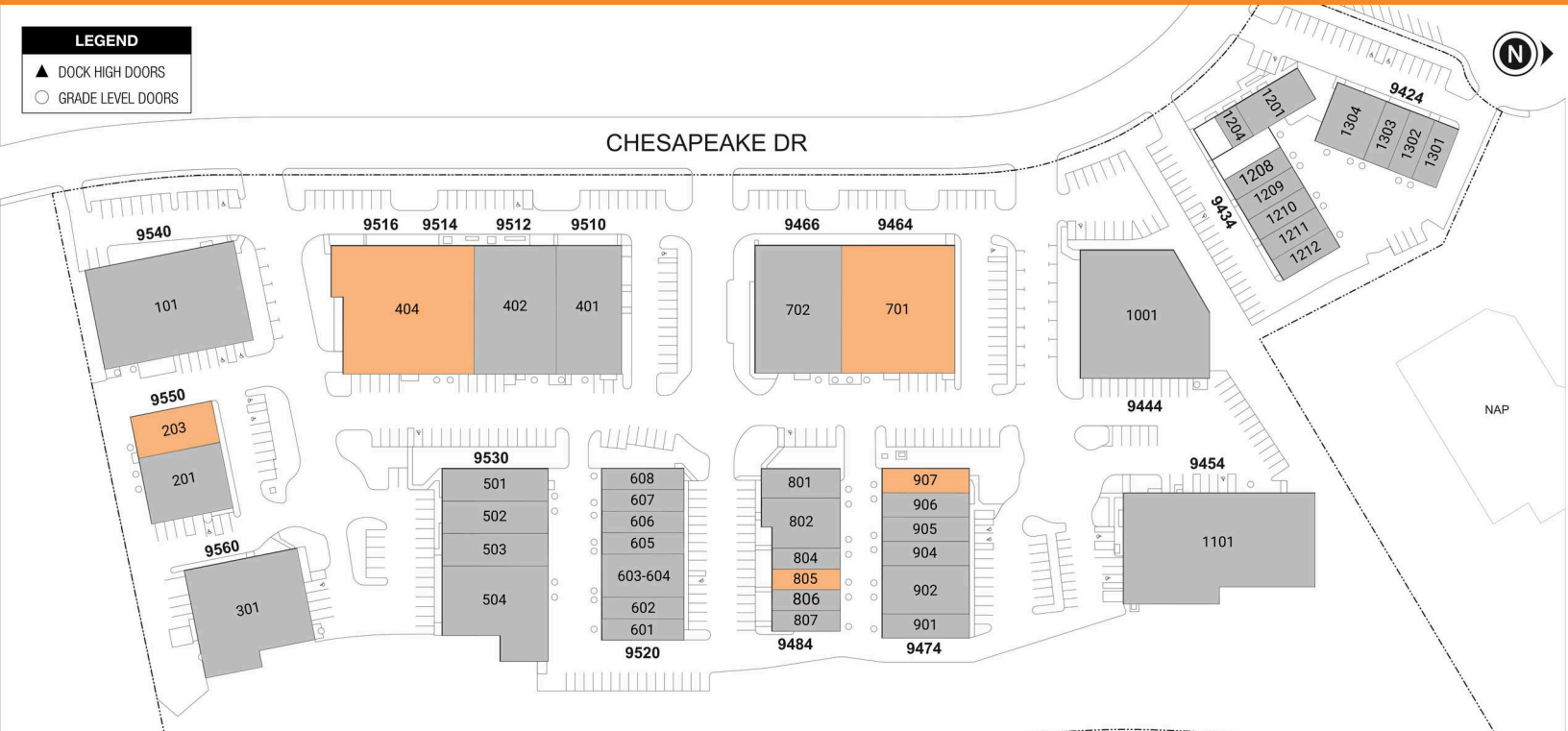
CANYON INDUSTRIAL CENTER

9424-9560 Chesapeake Dr San Diego, CA 92123



LEGEND

- ▲ DOCK HIGH DOORS
- GRADE LEVEL DOORS



● AVAILABLE ● OCCUPIED

CURRENT AVAILABILITIES

BUILDING	SUITE	TOTAL SF	OFFICE SF	OFFICE %	TYPE	CLEAR HT	GL	DL
9550	203	2,826	880	31%	IND	17	1	0
9514	404	18,692	1,405	8%	IND	19	3	0
9464	701	13,183	1,231	9%	IND	20	2	0
9484	805	1,300	405	31%	IND	14	1	0
9474	907	2,637	801	30%	IND	15	1	0

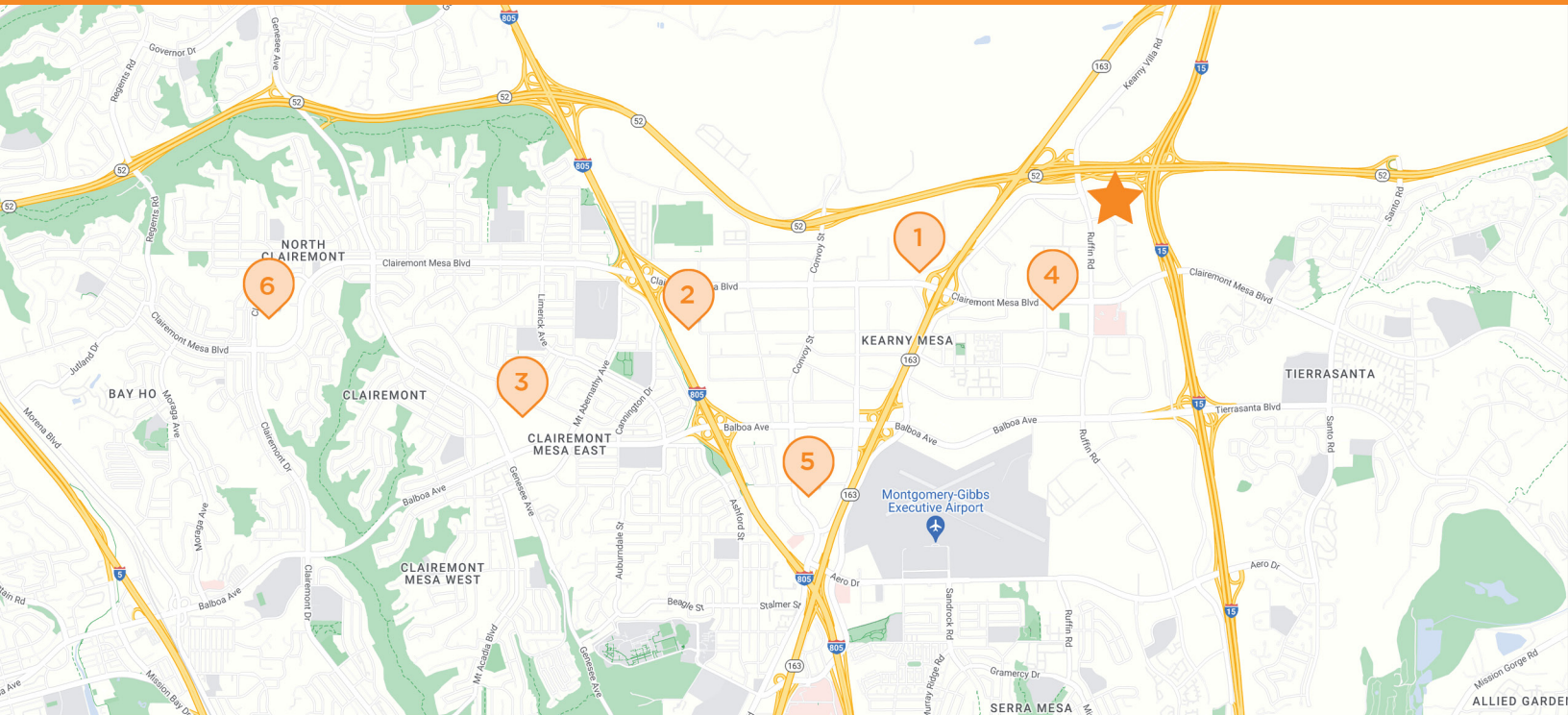
CANYON INDUSTRIAL CENTER

9424-9560 Chesapeake Dr San Diego, CA 92123



CANYON INDUSTRIAL CENTER


9424-9560 Chesapeake Dr San Diego, CA 92123




 **CANYON INDUSTRIAL CENTER**
9424-9560 Chesapeake Dr, San Diego, CA 92123

 **1 HAMPTON INN**
5434 Kearny Mesa Rd
San Diego, CA 92111

 **2 WALMART**
4840 Shawline St
San Diego, CA 92111

 **3 THE HOME DEPOT**
4255 Genesee Ave
San Diego, CA 92117

 **4 STARBUCKS**
9211 Clairemont Mesa Blvd
San Diego, CA 92123

 **5 COSTCO BUSINESS CENTER**
7803 Othello Ave
San Diego, CA 92111

 **6 WELLS FARGO BANK**
4727B Clairemont Dr
San Diego, CA 92117