

# CANYON INDUSTRIAL CENTER

9424-9560 Chesapeake Dr San Diego, CA 92123



Available SF  
**1,300-18,692 SF**

Renovated  
**2024**

Clear Height  
**14'-20'**

Location  
**SAN DIEGO, CA**



- 13-BUILDING MULTI-TENANT INDUSTRIAL PARK
- CLOSE PROXIMITY TO I-15/SR-52/SR-163, SAN DIEGO INTERNATIONAL AIRPORT, AND THE PORT OF SAN DIEGO
- 14'-20' CLEAR HEIGHT DOORS
- 56 GRADE LEVEL; 7 DOCK HIGH

## FOR MORE INFORMATION

**Danny O'Leary**  
Leasing Manager  
BKM Management Company  
P. 858.348.8901  
E. [DOLEARY@BKMMGMT.COM](mailto:DOLEARY@BKMMGMT.COM)

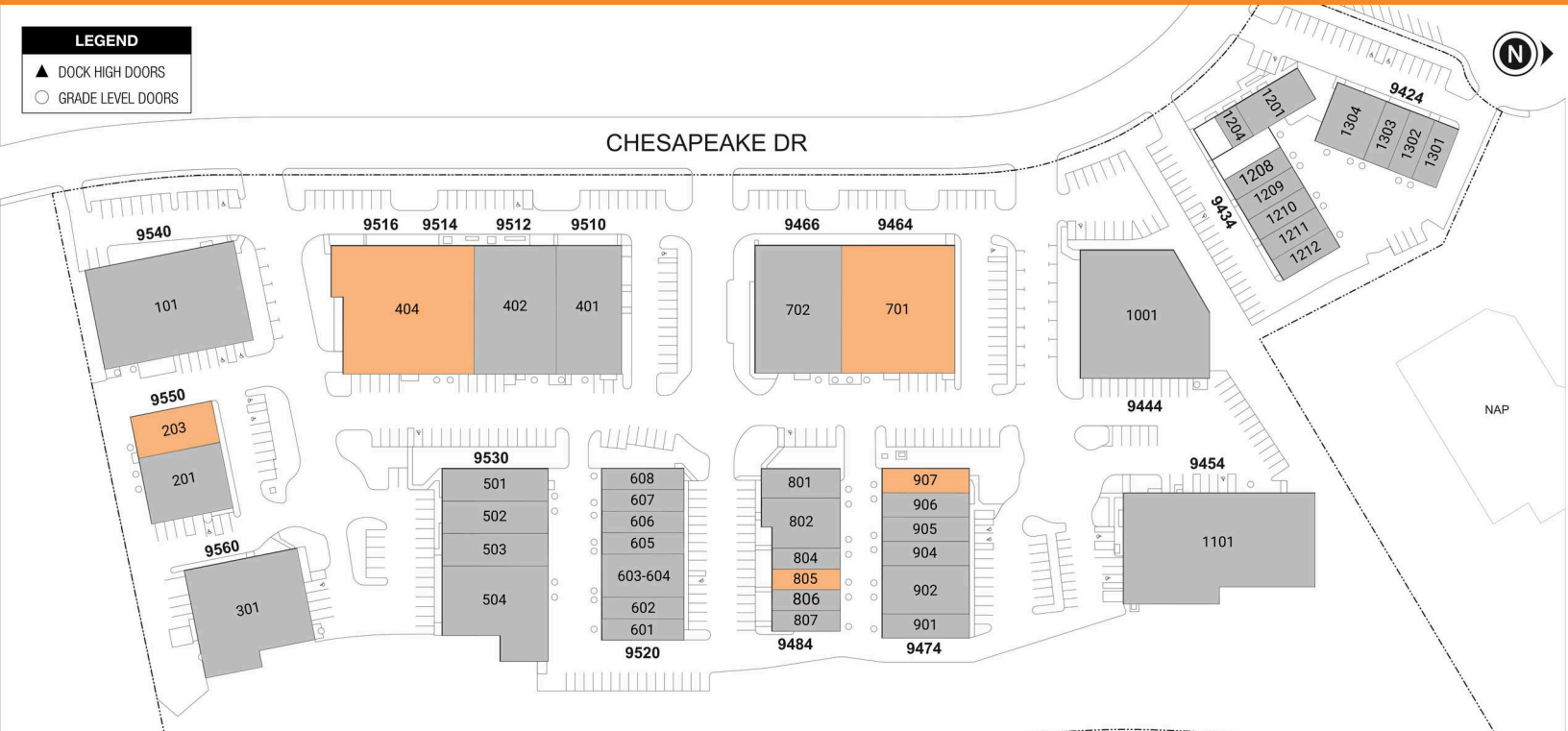
# CANYON INDUSTRIAL CENTER

9424-9560 Chesapeake Dr San Diego, CA 92123



**LEGEND**

- ▲ DOCK HIGH DOORS
- GRADE LEVEL DOORS



● AVAILABLE ● OCCUPIED

## CURRENT AVAILABILITIES

BUILDING	SUITE	TOTAL SF	OFFICE SF	OFFICE %	TYPE	CLEAR HT	GL	DL
9550	203	2,826	880	31%	IND	17	1	0
9514	404	18,692	1,405	8%	IND	19	3	0
9464	701	13,183	1,231	9%	IND	20	2	0
9484	805	1,300	405	31%	IND	14	1	0
9474	907	2,637	801	30%	IND	15	1	0

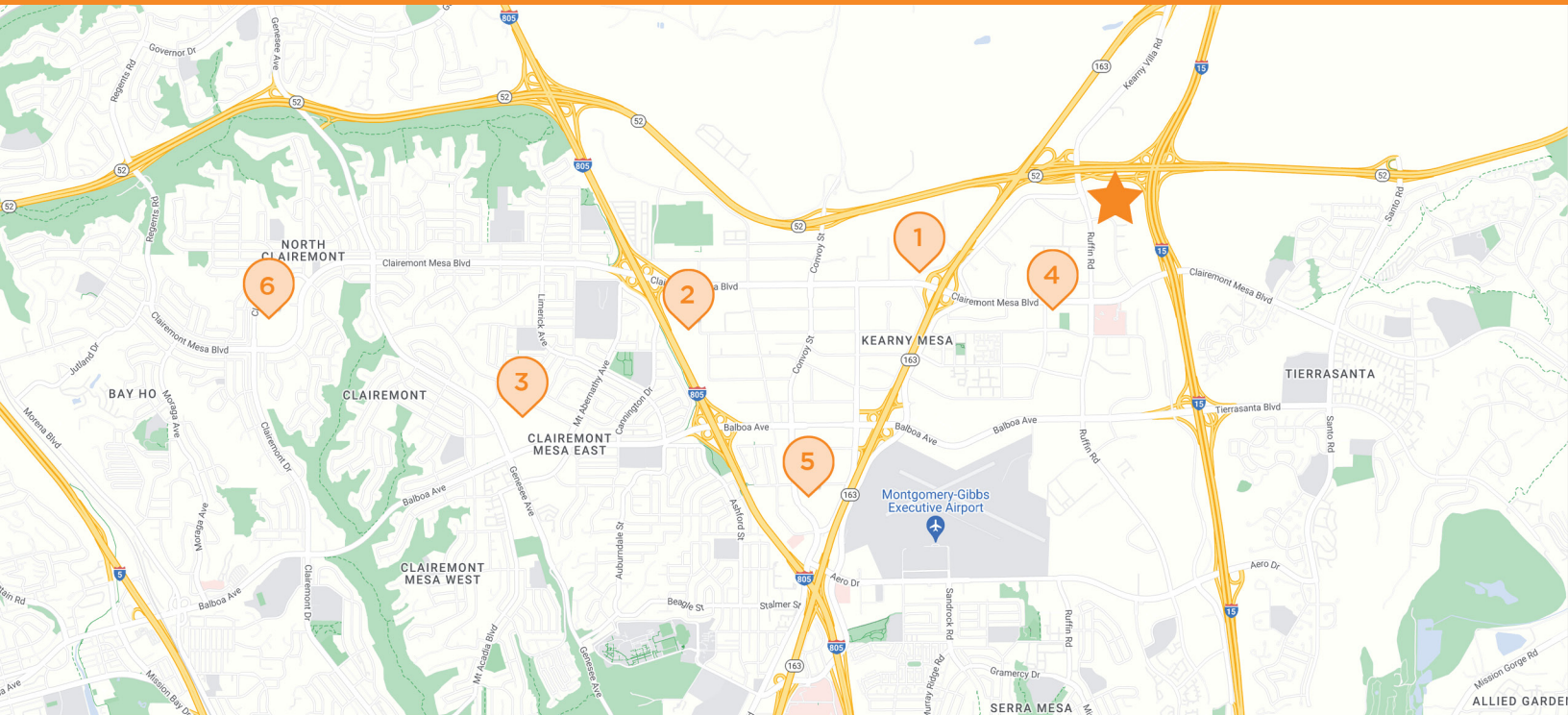
# CANYON INDUSTRIAL CENTER

9424-9560 Chesapeake Dr San Diego, CA 92123



# CANYON INDUSTRIAL CENTER


9424-9560 Chesapeake Dr San Diego, CA 92123




 **CANYON INDUSTRIAL CENTER**  
9424-9560 Chesapeake Dr, San Diego, CA 92123

 **1 HAMPTON INN**  
5434 Kearny Mesa Rd  
San Diego, CA 92111

 **2 WALMART**  
4840 Shawline St  
San Diego, CA 92111

 **3 THE HOME DEPOT**  
4255 Genesee Ave  
San Diego, CA 92117

 **4 STARBUCKS**  
9211 Clairemont Mesa Blvd  
San Diego, CA 92123

 **5 COSTCO BUSINESS CENTER**  
7803 Othello Ave  
San Diego, CA 92111

 **6 WELLS FARGO BANK**  
4727B Clairemont Dr  
San Diego, CA 92117