

# GATEWAY UNIVERSITY PARK

1705-1797 West University Drive Tempe, AZ 85281



Available SF  
1,470-3,383 SF

Renovated  
2023

Clear Height  
15'

Location  
TEMPE, AZ



- 199,835 SF project containing both pure office and combination office/warehouse space.
- 1/4 mile from SR 143
- 1/2 mile from I-10
- 1 mile from ASU, I-17 & Loop 202
- 4 miles from Loop 101
- Landlord maintains all HVAC and EVAP as part of operating expenses
- Rental Structure: NNN
- GID Zoning

## FOR MORE INFORMATION

**Ricky Borane**  
Leasing Manager  
BKM Management Company  
P. 602.362.0803  
E. RBORANE@BKMMGMT.COM

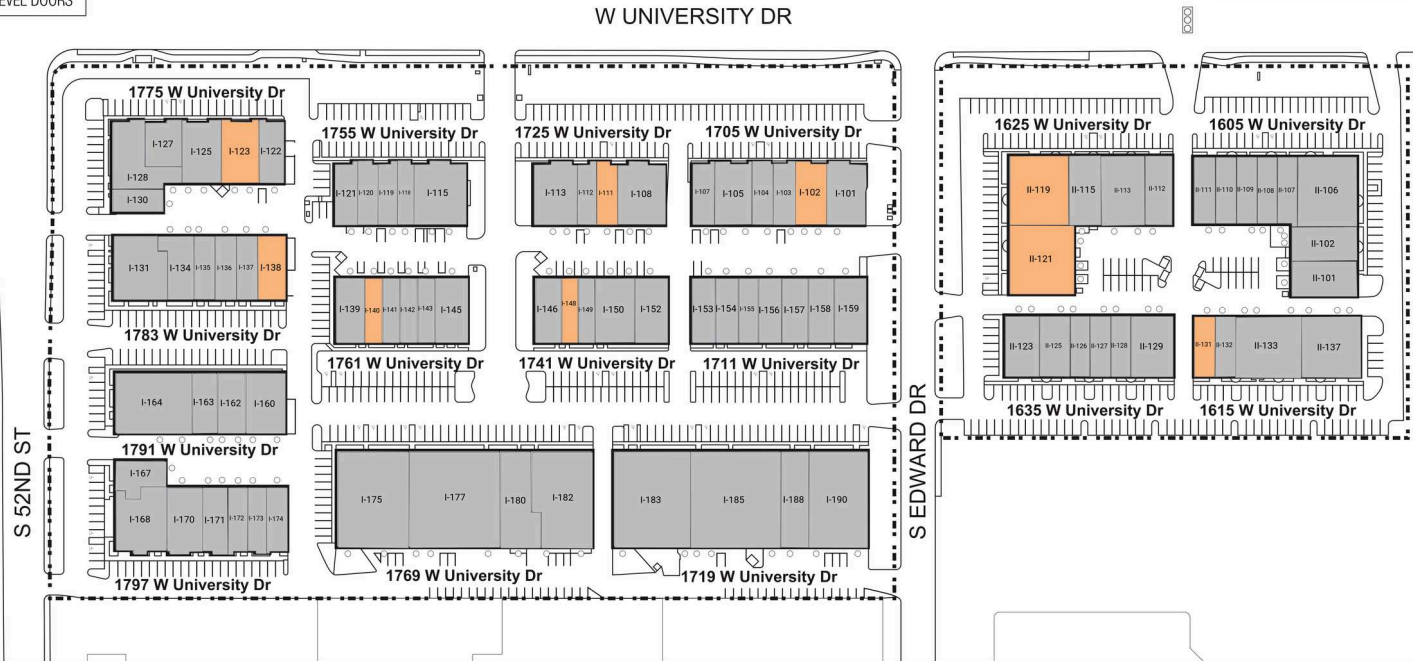
# GATEWAY UNIVERSITY PARK

1705-1797 West University Drive Tempe, AZ 85281



**LEGEND**

- ▲ DOCK HIGH DOORS
- GRADE LEVEL DOORS



● AVAILABLE ● OCCUPIED

## CURRENT AVAILABILITIES

BUILDING	SUITE	TOTAL SF	OFFICE SF	OFFICE %	TYPE	CLEAR HT	GL	DL
1705	I-102	2,240	2,254	100%	IND	0	1	0
1725	I-111	1,540	1,095	69%	IND	16	1	0
1775	I-123	3,383	2,571	76%	IND	15	2	0
1783	I-138	2,310	833	36%	IND	15	1	0
1761	I-140	1,681	638	37%	IND	14	1	0
1741	I-148	1,470	824	56%	IND	16	1	0
1615	II-131	1,728	1,168	67%	IND	17	1	0

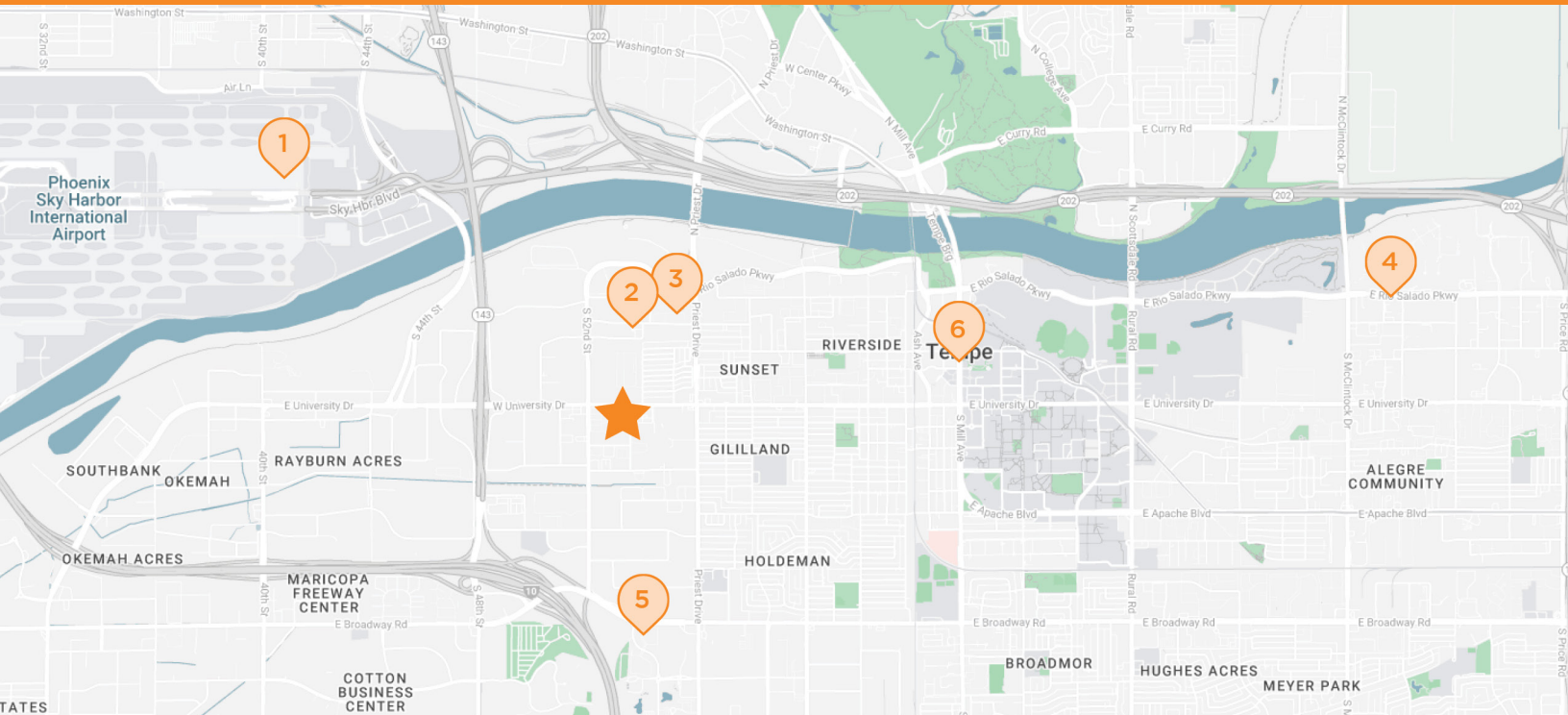
# GATEWAY UNIVERSITY PARK

1705-1797 West University Drive Tempe, AZ 85281




# GATEWAY UNIVERSITY PARK


1705-1797 West University Drive Tempe, AZ 85281





 **GATEWAY UNIVERSITY PARK**  
1705-1797 W University Dr, Tempe, AZ 85281


 **1 PHOENIX SKY HARBOR AIRPORT**  
3400 Sky Hbr Blvd  
Tempe, AZ 85034

 **2 CARDINAL HEALTH**  
1724 W 3rd St  
Tempe, AZ 85281

 **3 HYATT HOTEL**  
1413 W Rio Salado Pkwy  
Tempe, AZ 85281

 **4 TARGET**  
1800 E Rio Salado Pkwy Ste 120  
Tempe, AZ 85288

 **5 STARBUCK COFFEE**  
1537 W Broadway Road  
Tempe, AZ 85282

 **6 US POST OFFICE**  
500 S Mill Ave  
Tempe, AZ 85281