

CHERRY COMMERCE CENTER

38875-38995 Cherry Street Newark, CA 94560



Available SF
NO AVAILABILITIES

Renovated
2024

Clear Height
24'

Location
NEWARK, CA



FOR MORE INFORMATION

Colby Mikulich
Leasing Manager
P. 510.370.2864
E. CMIKULICH@BKMMGMT.COM

- 24' Clear Height
- 2 Loading Docks / 1 Grade Level Door
- Immediate Access to 880 via Mowry Avenue

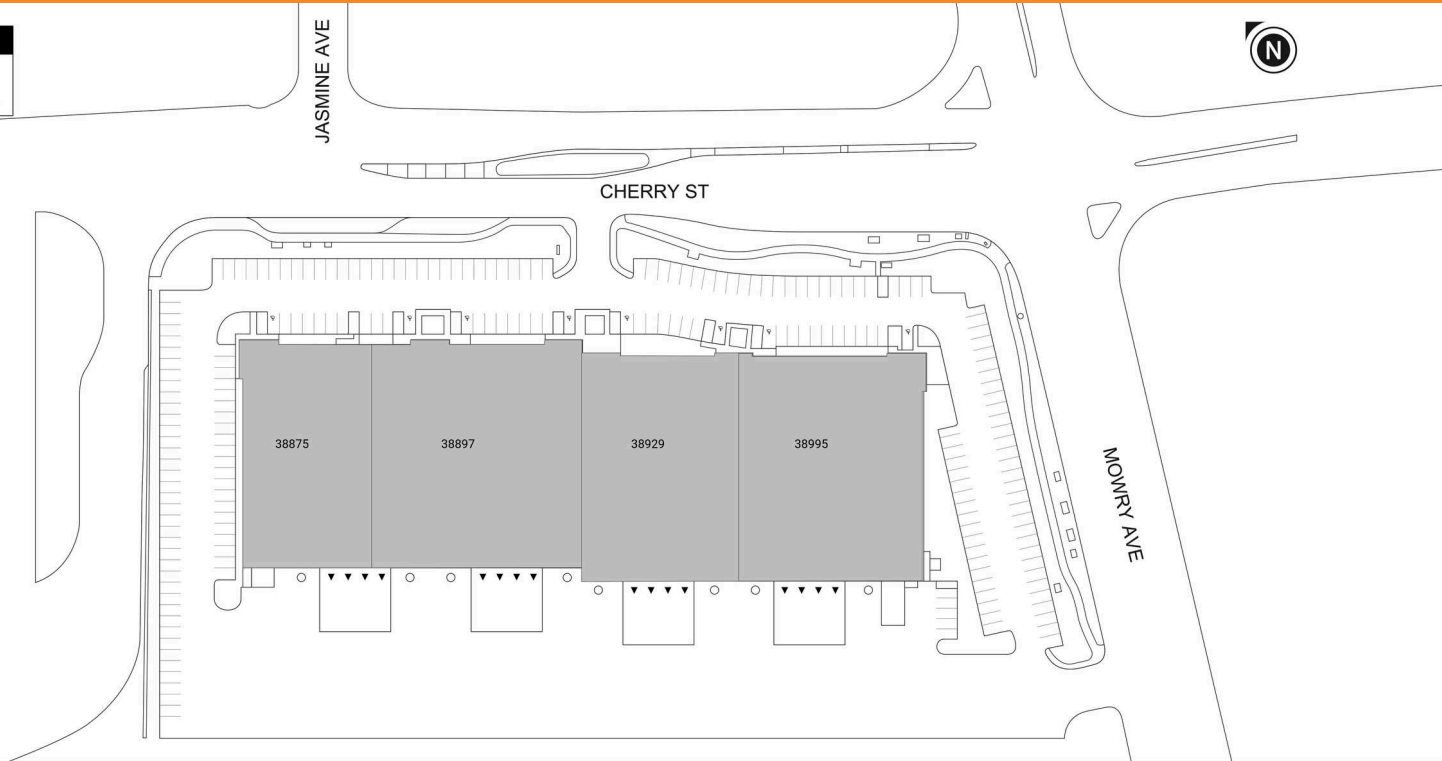
CHERRY COMMERCE CENTER

38875-38995 Cherry Street Newark, CA 94560



LEGEND

- ▲ DOCK HIGH DOORS
- GRADE LEVEL DOORS




● AVAILABLE ● OCCUPIED

CURRENT AVAILABILITIES

BUILDING	SUITE	TOTAL SF	OFFICE SF	OFFICE %	TYPE	CLEAR HT	GL	DL
----------	-------	----------	-----------	----------	------	----------	----	----

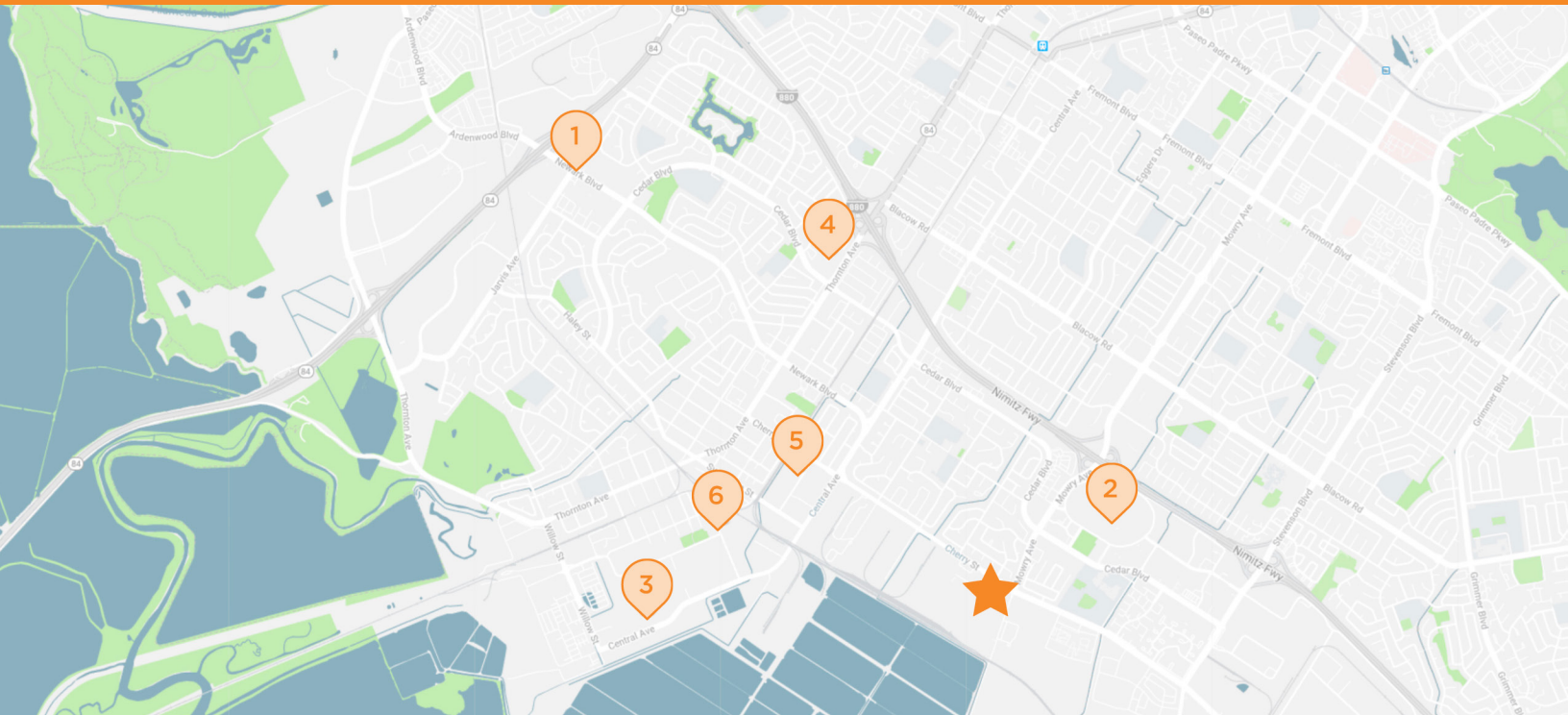
CHERRY COMMERCE CENTER

38875-38995 Cherry Street Newark, CA 94560



CHERRY COMMERCE CENTER

38875-38995 Cherry Street Newark, CA 94560



CHERRY COMMERCE CENTER

38875-38995 Cherry St., Newark, CA 94560

1

WELLS FARGO

34988 Newark Blvd.
Newark, CA

2

NEWPARK MALL

2086 Newpark Mall
Newark, CA

3

FEDEX SHIPPING

8333 Central Ave.
Newark, CA

4

HOME DEPOT

5401 Thornton Ave.
Newark, CA

5

US POST OFFICE

6655 Clark Ave.
Newark, CA

6

ELITE RECYCLING SERVICES

37366 Filbert St.
Newark, CA