

# ROESER COMMERCE CENTER

3702 E. Roeser Rd. Phoenix, AZ 85040



Available SF  
**2,027-3,072 SF**

Renovated  
**2025**

Clear Height  
**14'-16'**

Location  
**PHOENIX, AZ**



## FOR MORE INFORMATION

**Ricky Borane**  
Senior Leasing Manager  
BKM Management Company  
P. 602.362.0803  
E. [RBORANE@BKMMGMT.COM](mailto:RBORANE@BKMMGMT.COM)

- 59,620 SF across two buildings ideal for light industrial users.
- Strategic Phoenix Airport submarket location with quick access to I-10 and Sky Harbor International Airport.
- Variety of sizes available, perfect for small-bay tenants seeking expansion flexibility.
- Features 26 grade-level doors, clear heights of 14'-16', and ample on-site parking for operational efficiency.

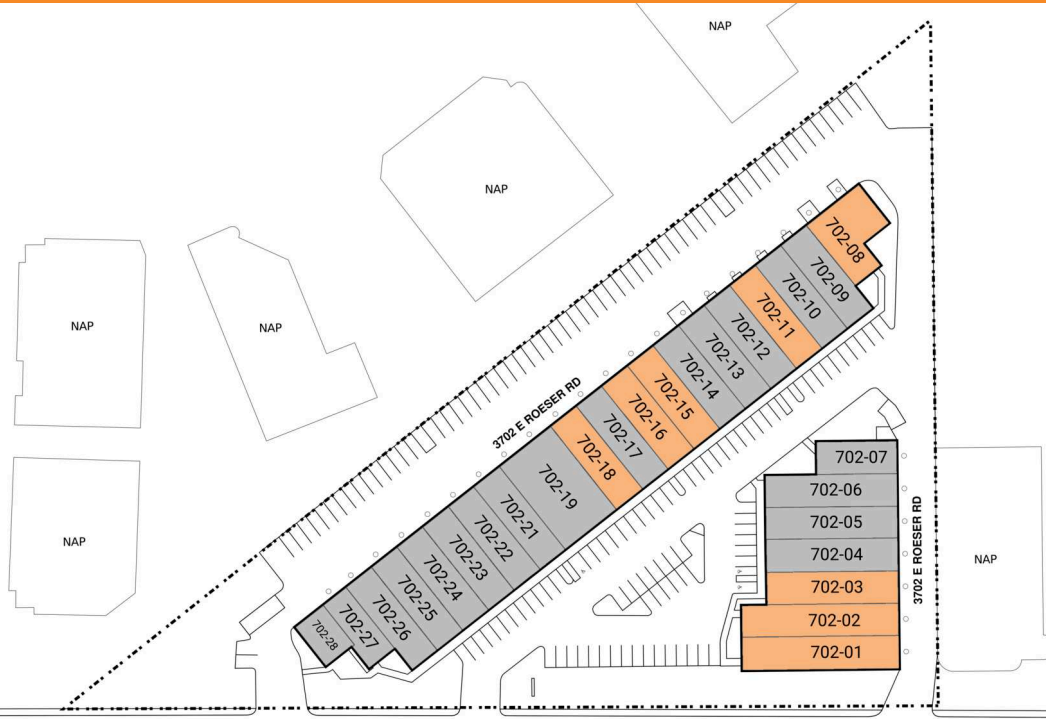
# ROESER COMMERCE CENTER

3702 E. Roeser Rd. Phoenix, AZ 85040



**LEGEND**

- ▲ DOCK HIGH DOORS
- GRADE LEVEL DOORS



E ROESER RD

● AVAILABLE ● OCCUPIED

## CURRENT AVAILABILITIES

BUILDING	SUITE	TOTAL SF	OFFICE SF	OFFICE %	TYPE	CLEAR HT	GL	DL
	702-01	3,071	921	30%	N/A	13	1	0
	702-02	3,072	812	26%	N/A	13	1	0
	702-03	2,529	626	24%	N/A	13	1	0
	702-08	2,444	1,166	26%	N/A	13	2	0
	702-11	2,027	731	35%	N/A	13	1	0
	702-15	2,027	948	47%	N/A	13	1	0
	702-16	2,054	893	43%	N/A	13	1	0
	702-18	2,054	541	25%	N/A	13	1	0

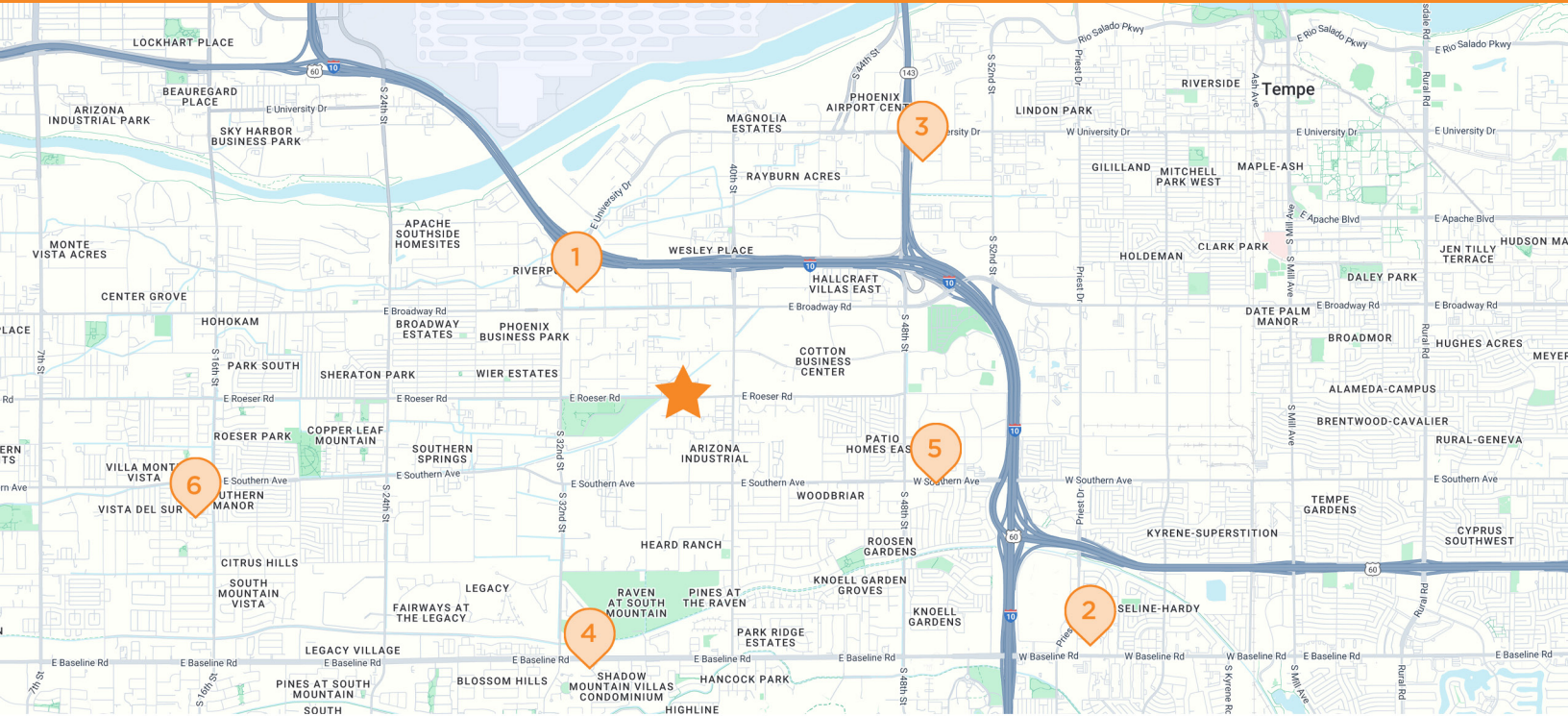
# ROESER COMMERCE CENTER

3702 E. Roeser Rd. Phoenix, AZ 85040



# ROESER COMMERCE CENTER


3702 E. Roeser Rd. Phoenix, AZ 85040




 **ROESER COMMERCE CENTER**  
3702 E. Roeser Rd., Phoenix, AZ 85040

 **QUIKTRIP**  
4075 S 32nd St  
Phoenix, AZ

 **THE HOME DEPOT**  
1330 W Baseline Rd  
Tempe, AZ

 **LA QUINTA INN**  
911 S 48th St  
Tempe, AZ

 **DUNKIN'**  
3333 E Baseline Rd  
Phoenix, AZ

 **CHASE BANK**  
2528 W Southern Ave  
Tempe, AZ

 **SAFeway**  
6202 S 16th St  
Phoenix, AZ