

ASH BUSINESS CENTER

5010 S. Ash Ave Tempe, AZ 85282



<#



Available SF
3,991-6,353 SF

Renovated
2024

Clear Height
14'-16'

Location
TEMPE, AZ



- 1,920 to 5,100 SF Available For Lease
- GID Zoned, City of Tempe
- Grade Level Loading
- 14' - 16' Minimum Clear Height
- Ample Parking
- Convenient access Multiple Freeways
- New Improvements: Landscape, Exterior Paint, Roof, HVAC, Signage
- Contact Broker for Lease Rate

FOR MORE INFORMATION

Ricky Borane

Leasing Manager
BKM Management Company
P. 602.362.0803
E. RBORANE@BKMMGMT.COM

Jackie Orcutt

Leasing Agent
CBRE
P. 602.735.1978
E. JACKIE.ORCUTT@CBRE.COM

Jonathan Teeter

Leasing Agent
CBRE
P. 602.735.1929
E. JONATHAN.TEETER@CBRE.COM

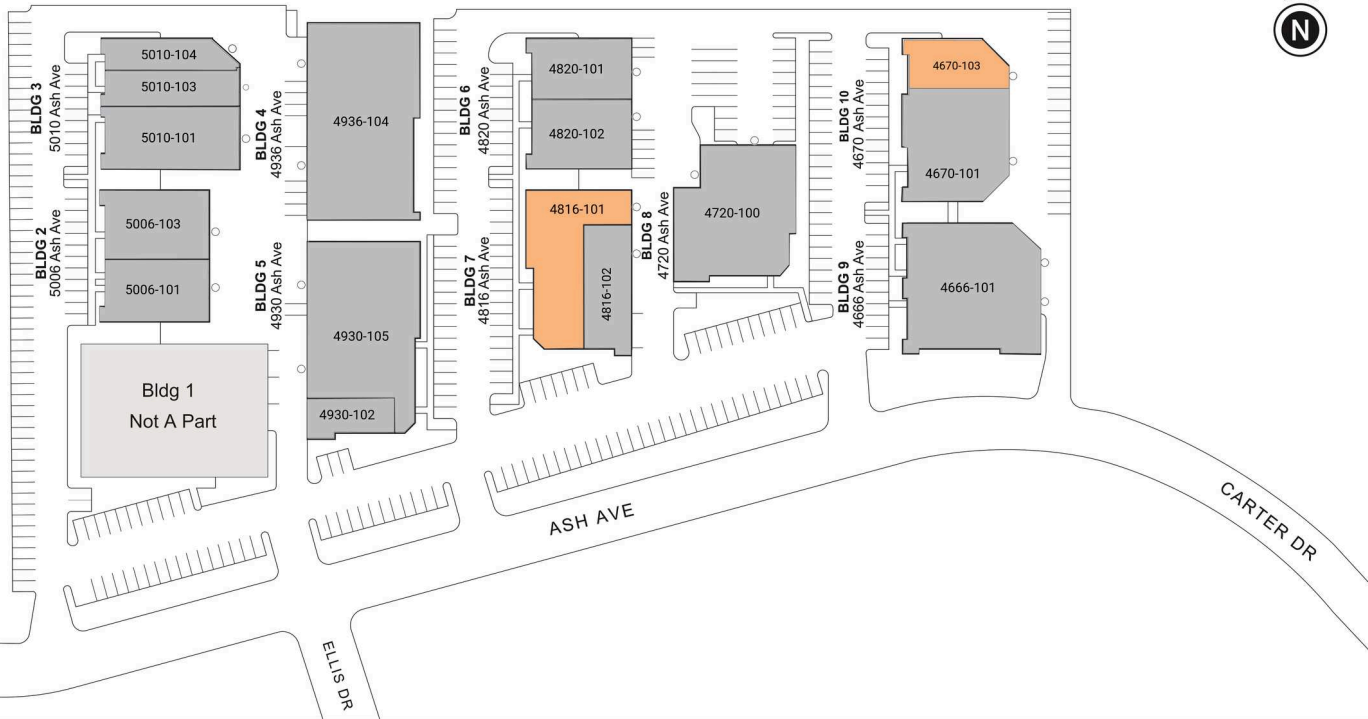
ASH BUSINESS CENTER

5010 S. Ash Ave Tempe, AZ 85282



LEGEND

- ▲ DOCK HIGH DOORS
- GRADE LEVEL DOORS




● AVAILABLE ● OCCUPIED

CURRENT AVAILABILITIES

BUILDING	SUITE	TOTAL SF	OFFICE SF	OFFICE %	TYPE	CLEAR HT	GL	DL
10	4670-103	3,991	3,028	76%	IND	N/A	N/A	N/A
7	4816-101	6,353	5,578	88%	IND	0	N/A	N/A

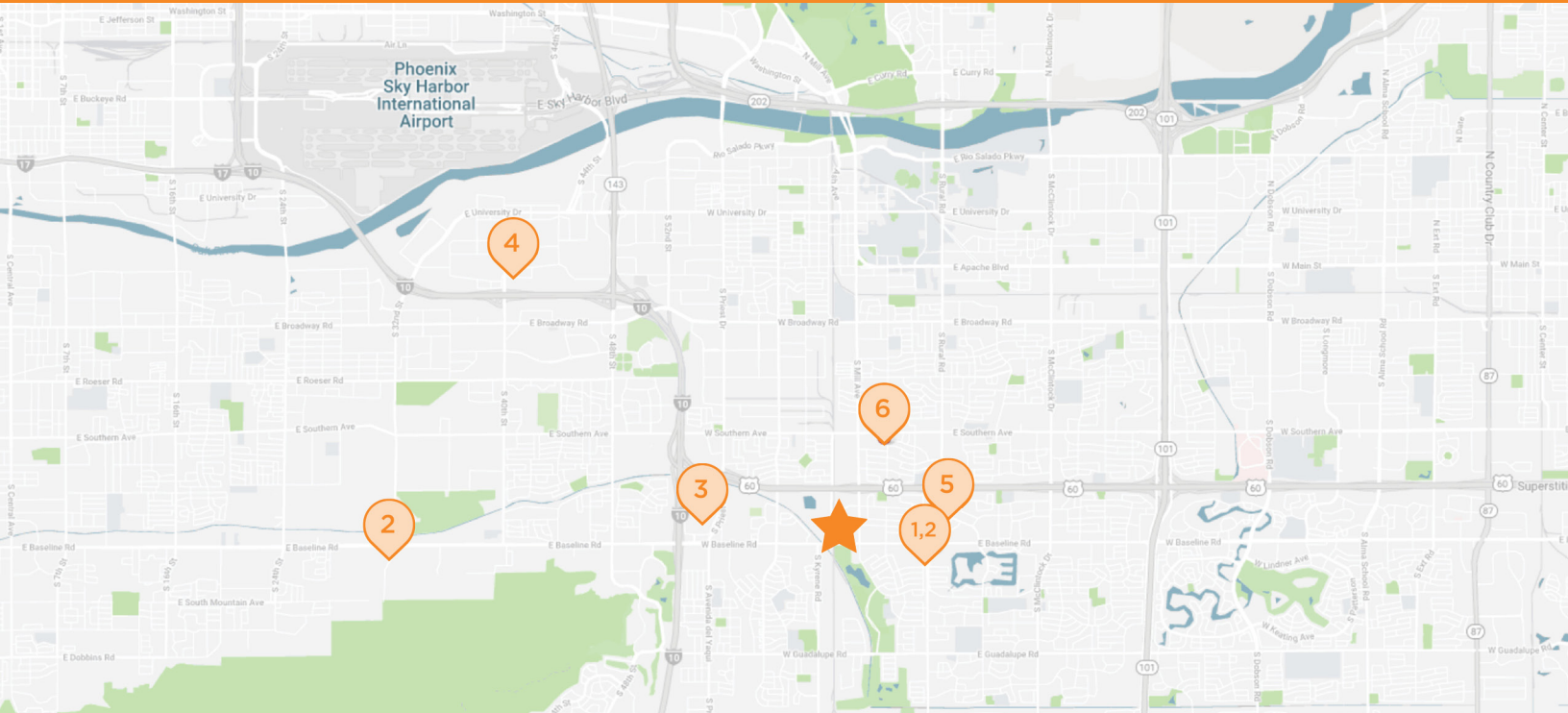
ASH BUSINESS CENTER

5010 S. Ash Ave Tempe, AZ 85282



ASH BUSINESS CENTER

5010 S. Ash Ave Tempe, AZ 85282



ASH BUSINESS CENTER

5010 S. Ash Ave., Tempe, AZ 85282

1

WELLS FARGO

915 E. Baseline Rd.
Tempe, AZ

2

LOWES HOME IMPROVEMENT

777 E. Baseline Rd.
Tempe, AZ

3

ARIZONA MILLS

5000 S. Arizona Mills Rd.
Tempe, AZ

4

SNOWMAN RECYCLING

4030 E. Elwood St.
Phoenix, AZ

5

FEDEX SHIPPING

4435 S. Rural Rd.
Tempe, AZ

6

US POST OFFICE

233 E. Southern Ave.
Tempe, AZ